

EXPEDITION+EXPEDITION EL

2011



ford.com



Drive one.

Thank you for your interest in the **2011 Expedition**. Included in this brochure you'll find information about:

CAPABILITY: Expedition is simply the do-it-all full-size SUV. A standard 5.4L V8 delivers 310 hp and 365 lb.-ft. of torque – enough to pull up to 9,200 lbs. properly equipped.

INTERIOR SPACE: Whether it is seating up to eight, a flat load floor for cargo hauling or keeping the kids occupied with a movie on a long trip, Expedition is up to the task.

SAFETY: Expedition has a number of features to help you avoid a collision and protect you in the event one occurs, along with security features to help protect your vehicle.

SMART: Expedition is very aware of its surroundings. Its optional voice-activated Navigation System, and other available electronics, can keep you in the know.

Dealer Information

Find up-to-date contact information for your local Ford dealer. To visit a local dealer Web site and view a map of their location, click on one of the links below.

Hi - Line Ford Inc	Hwy #2 East Glasgow, MT 59230	(866) 528-2141
Rathert-Fox Ford, Inc.	101 Anaconda Wolf Point, MT 59201	(406) 653-1350
Eissinger Equipment/Savage Ford, Inc.	Hwy 200 Box A Circle, MT 59215	(406) 485-2751
Eagle Country Ford	215 East Main Sidney, MT 59270	(406) 433-1810

EXPERIENCED MY FORD YET? Get an inside look at the benefits of Ford ownership at the My Ford owner Web site. It's a one-stop spot for managing important vehicle information – 24/7, whenever you need it. It's free to register for personalized maintenance schedules, incentives and offers, and much more. You can even access your Ford Credit information and online bill payment services. Log on to www.myford.fordvehicles.com to get started.





EXPEDITION EL XLT PREMIUM | WHITE PLATINUM METALLIC TRI-COAT | AVAILABLE EQUIPMENT

Perfect for life's big adventures.

The New 2011 Expedition+Expedition EL

Your weekend getaways are about to get a whole lot easier thanks to **roomy seating for up to 8** combined with **plenty of cargo space** (up to 108.3 cu. ft. on Expedition and 130.8 on EL)¹ and lots of innovative standard features. New for 2011, the **XLT Premium** model (shown) includes leather-trimmed seating, a rear view camera, power liftgate and more. Wherever your journey leads, Expedition and Expedition EL are built to get you and your entire family there in **comfort and style**.

¹Cargo and load capacity limited by weight and weight distribution.

2011 EXPEDITION+EXPEDITION EL

ford.com



Drive one.

UP TO
20
MPG HWY¹



EXPEDITION KING RANCH[®] | ROYAL RED METALLIC | AVAILABLE EQUIPMENT

Handle heavy loads with ease.



Trailer sway control, standard on every model, works with the **AdvanceTrac[®] with RSC[®] (Roll Stability Control[™])** system to detect trailer sway through the motions of the vehicle. It can automatically react, by selectively braking and reducing engine torque, to help maintain control of both the vehicle and the trailer.²

The standard **5.4L V8 engine** and its **6-speed automatic transmission** give you 310 hp, 365 lb.-ft. of torque and the ability to **tow up to 9,200 lbs.**³ Thanks to its flex-fuel capability, you can run the V8 on gasoline, E85 (85% ethanol and 15% gasoline), or any blend of the two.

¹EPA-estimated 14 city/20 hwy/16 combined mpg for Expedition 4x2. ²Remember that even advanced technology cannot overcome the laws of physics. It's always possible to lose control of a vehicle due to inappropriate driver input for the conditions. ³When properly equipped.

2011 EXPEDITION+EXPEDITION EL

ford.com



Drive one.



EXPEDITION XLT PREMIUM | CAMEL LEATHER TRIM | AVAILABLE EQUIPMENT

SYNC. Say the word.

Voice-activated **Ford SYNC®** is an award-winning, available system that works with your paired Bluetooth®-enabled mobile phone and your digital media player (shown with available Navigation System). It provides hands-free calling, plays music, delivers Vehicle Health Reports and 911 Assist.™ With the touch of a button and voice commands, SYNC with **Traffic, Directions and Information** services provides turn-by-turn directions, personalized traffic alerts and more.¹ SyncMyRide.com has the latest details.

New this year, The Best of XM can be added (at no charge) to the available **SIRIUS® Satellite Radio** introductory 6-month subscription.²



¹Driving while distracted can result in loss of vehicle control. Only use mobile phones and other devices, even with voice commands, when it is safe to do so. Traffic alerts and turn-by-turn directions available in select markets. Standard text messaging and data rates apply. ²Subscription required after introductory 6 months expire. Call 1-800-351-4517 for details on The Best of XM.

2011 EXPEDITION+EXPEDITION EL

ford.com



Drive one.

Travel in new Premium comfort.

The new **XLT Premium** (shown) is equipped with many of the features you'll find standard on Limited and King Ranch[®], including dual-zone electronic automatic temperature control. Supportive **bucket seats** are standard in the 1st row and available in the 2nd row on these 3 models. They also come with **power-adjustable pedals** and a 10-way power-adjustable driver's seat to help drivers of varying stature feel in command. In addition to **best-in-class 3rd-row leg room**¹, these models get a **PowerFold[®] 3rd-row seat** and a new **110-volt outlet** in the center console that's perfect for charging your electronic devices.



EXPEDITION EL XLT PREMIUM | CAMEL LEATHER TRIM | AVAILABLE EQUIPMENT



The standard **2nd-row 40/20/40 split-folding seat with CenterSlide[®]** allows you to pull the center section forward almost 11 in. for easy access from the 1st row.

Just as refreshing as they are cozy, **heated and cooled front seats** are standard on Limited and King Ranch, and available on XLT Premium. Limited and King Ranch also include **heated 2nd-row seats**.



¹Class is Large SUVs.

2011 EXPEDITION+EXPEDITION EL

ford.com



Drive one.

Get packing with space to spare.

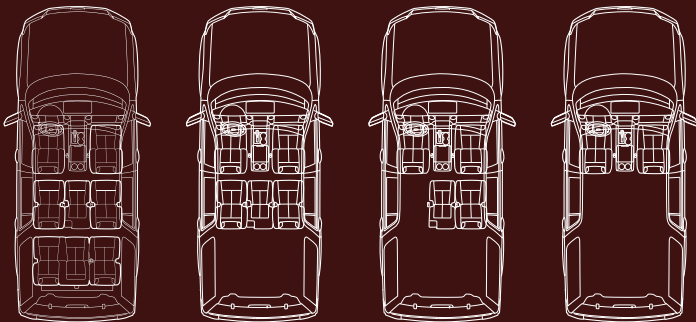
The amazing expanse you see above is no less than **130.8 cu. ft. of cargo space** behind the 1st row inside Expedition EL. That's 22.5 more cu. ft. than the maximum cargo capacity on Expedition.¹ And it's the biggest difference between them. Also note the **flat load floor** created by the cargo mode. Transporting pretty much everything just got a whole lot simpler.

¹Cargo and load capacity limited by weight and weight distribution.



EXPEDITION EL XLT PREMIUM | CAMEL LEATHER TRIM | AVAILABLE EQUIPMENT

It's easy to reconfigure the **fold-flat 2nd- and 3rd-row seats** for the specific mix of people and cargo you're carrying.



Expedition EL gets its own unique **Cargo Management System** to help you keep all that extra space behind the 3rd-row seat neat and tidy. Use the simple panel divider to split the space in whichever direction your cargo necessitates.

2011 EXPEDITION+EXPEDITION EL

ford.com



Drive one.

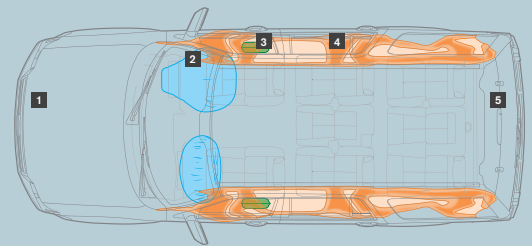


EXPEDITION XLT | INGOT SILVER METALLIC | AVAILABLE EQUIPMENT

Conquer most any terrain.

Nothing compares to the peace of mind you get with standard **AdvanceTrac® with RSC® (Roll Stability Control™)**. It's the only electronic stability control system in the class that utilizes 2 gyroscopic sensors to help keep all 4 wheels firmly planted.¹ A Tire Pressure Monitoring System, 6 airbags and more are also standard on every model. Optional **Control Trac® 4-wheel drive** features a convenient 4x4 AUTO mode that senses when the vehicle is on a loose or slippery surface and automatically optimizes traction by transferring power to the appropriate wheels. And in the event of airbag deployment or safety belt pretensioner activation in certain collisions, the standard **SOS Post-Crash Alert System™²** flashes the hazard lights and sounds the horn to attract attention. Relax, Expedition is looking out for you.

¹Remember that even advanced technology cannot overcome the laws of physics. It's always possible to lose control of a vehicle due to inappropriate driver input for the conditions. ²SOS hardware may become damaged or the battery may lose power in a crash, which could prevent operation. Not all crashes will activate an airbag or safety belt pretensioner.



- 1 AdvanceTrac with RSC (Roll Stability Control)
- 2 Dual-stage front airbags
- 3 Front-seat side airbags
- 4 Safety Canopy® System with 3-row side-curtain airbags and rollover sensor
- 5 SOS Post-Crash Alert System

2011 EXPEDITION+EXPEDITION EL

ford.com



Drive one.

STANDARD FEATURES

Mechanical

5.4L 3-valve V8 FFV engine
6-speed automatic transmission with tow/haul mode
4-wheel independent suspension with coil-over shocks – Front: double-wishbone, short- and long-arm (SLA) design; rear: multilink design
4-wheel power disc brakes with Anti-Lock Brake System (ABS), brake assist and electronic brakeforce distribution (EBD)
28-gal. fuel tank capacity (33.5-gal. on Expedition EL)
Easy Fuel [®] capless fuel filler
Front skid plates (4x2 only)
Full-size spare tire
Non-limited-slip rear axle – 3.31 ratio (Expedition only); 3.73 ratio (Expedition EL only)
Variable-assist, power rack-and-pinion steering

Seating

1st-row bucket seats
2nd-row 40/20/40 split seat with CenterSlide [®] (slide-forward feature for center section) reclines and folds flat to floor in cargo mode
3rd-row 60/40 split-fold-flat-to-floor bench seat (Expedition EL only)
3rd-row storage bins (Expedition only)

Interior

Air conditioning
Analog instrumentation with voltmeter, speedometer/odometer and tachometer, and oil pressure, water temperature and fuel gauges
Assist handles (2 in 1st row, 2 in 2nd row and 1 for liftgate)
Auto-dimming rearview mirror
Auxiliary audio input jack
Auxiliary rear climate control
Cargo Management System (Expedition EL only)
Carpeted floor mats in 1st and 2nd rows
Cruise control
Cupholders (9)
Dual-blade sun visors with illuminated vanity mirrors
Floor console with storage bin, coin holder, 2 headphone jacks, 4 cupholders, 2 powerpoints, auxiliary rear audio and climate controls, and pen holder
Front door-trim panels with map pockets and cupholders (up to 20-ounce bottles)
Leather-wrapped steering wheel
Overhead console with map lights, single sunglasses holder and conversation mirror (plus rear quarter window switches, if equipped)
Power door locks
Powerpoints (3)
Power windows with one-touch-up/-down driver's side window feature
Rear floor air vents
Tilt steering column

Exterior

Automatic headlamps with rainlamp
Chrome door and liftgate handles
Class IV trailer tow receiver with 4-pin connector
Concealed antenna in rear quarter glass
Fog lamps
Front tow hooks (4x4 only)
Liftgate with flip-up glass
Privacy glass (rear doors, rear quarter windows and rear window)
Rear-window defroster
SecuriCode [™] keyless entry keypad
Windshield wipers – Front: speed-sensitive, 2-speed variable-intermittent; rear: intermittent with wash

Safety & Security

3-point safety belts for all seating positions
AdvanceTrac [®] with RSC [®] (Roll Stability Control [™])
Belt-Minder [®] front safety belt reminder
Child-safety rear door locks
Dual-stage front airbags, ¹ safety belt pretensioners, safety belt energy-management retractors, safety belt usage sensors, driver's seat position sensor, crash severity sensor and restraint control module
Front-seat side airbags ¹
Height-adjustable shoulder belts for 1st-row outboard positions
LATCH – Lower anchors and tether anchors for child-safety seats on rear-outboard seat positions
MyKey [®] owner controls feature
Perimeter alarm
Safety Canopy [®] System with 3-row side-curtain airbags ¹ and rollover sensor
SecuriLock [®] Passive Anti-Theft System
Side-intrusion door beams
SOS Post-Crash Alert System [™]
Tire Pressure Monitoring System (excludes spare)
Trailer sway control

Dimensions & Capacities

Exterior 4x2 (4x4)	Expedition/EL
Wheelbase	119.0"/131.0"
Length	206.5"/221.3"
Height (with options)	77.2"/77.7" (78.3")
Width – Excluding mirrors	78.8"/78.8"
Width – Including mirrors	91.8"/91.8"
Width – Mirrors folded	79.7"/79.7"
Min. running ground clearance	8.7"/8.7"
Liftover height	34.4"/35.3" (35.9")
Overhang – Front	39.2"/39.2"
Overhang – Rear	48.3"/51.1"
Ramp breakover angle	18.4° (18.3°)/17.6° (18.7°)
Angle of approach	22.8° (22.6°)/23.1° (24.1°)
Angle of departure	21.4° (21.5°)/20.1° (20.9°)

Interior – Front

Head room	39.6"/39.5"
Shoulder room	63.2"/63.2"
Hip room	60.2"/60.2"
Leg room	41.1"/41.1"

Interior – 2nd Row

Head room	39.8"/39.7"
Shoulder room	63.7"/63.7"
Hip room	59.9"/59.9"
Leg room	39.1"/39.1"

3rd Row (if equipped)

Head room	38.3"/38.0"
Shoulder room	51.9"/67.1"
Hip room	50.2"/51.8"
Leg room	37.7"/37.7"

Cargo Volume (cu. ft.)

Maximum cargo volume	108.3/130.8
Behind 2nd row	55.0/85.5
Behind 3rd row	18.6/42.6

Maximum Loaded Trailer Weight (lbs.)²

3.31 axle ratio	
4x2 Class IV	9,200/—
4x4 Class IV	8,900/—
3.73 axle ratio	
4x2 Class IV	9,200/8,900
4x4 Class IV	8,900/8,700

Horsepower, Torque & EPA-Estimated Fuel Economy

5.4L 3V V8 FFV Engine

Horsepower	310 @ 5,100 rpm
Torque (lb.-ft.)	365 @ 3,600 rpm
6-speed automatic	
4x2	14 city/20 hwy/16 combined mpg
4x4	13 city/18 hwy/15 combined mpg

¹Always wear your safety belt and secure children in the rear seat. ²Maximum weights shown are for properly equipped vehicles with required equipment and a 150-lb. driver. Weight of additional options, equipment, passengers and cargo must be deducted from this weight. For additional information, see your Ford Dealer. Dimensions may vary by trim level. Cargo and load capacity limited by weight and weight distribution.

New Vehicle Limited Warranty. We want your Ford Expedition or Expedition EL ownership experience to be the best it can be. So under this warranty, your new vehicle comes with 3-year/36,000-mile bumper-to-bumper coverage, 5-year/60,000-mile Powertrain Warranty coverage, 5-year/50,000-mile safety restraint coverage, and 5-year/unlimited-mile corrosion (perforation) coverage – all with no deductible. Please ask your Ford Dealer for a copy of this limited warranty.

Roadside Assistance. Covers your vehicle for 5 years or 60,000 miles, so you have the security of knowing that help may be only a phone call away should you run out of fuel, lock yourself out of the vehicle or need towing. Your Ford Dealer can provide complete details on all of these advantages.

Ford Credit. Get the ride you want. Whether you plan to lease or finance, you'll find the choices that are right for you at Ford Credit. Ask your Ford Dealer for details or check us out at fordcredit.com.

Ford Extended Service Plan. For a purchase or lease, the Ford Extended Service Plan (ESP) gives you "Peace-of-Mind" protection designed to cover key vehicle components and protect you from the cost of unexpected repairs. Ask your dealer for a Ford ESP, the only service contract backed exclusively by Ford and honored at all Ford Lincoln Mercury dealerships.

Insurance Services. Get Ford Motor Company quality in your auto insurance. Our program offers industry-leading benefits and competitive rates. Call 1-877-367-3847, or visit us at fordvip.com for a no-obligation quote. Insurance offered by American Road Services Company (in CA, American Road Insurance Agency), a licensed agency and subsidiary of Ford Motor Company.

Comparisons based on 2010 competitive models (class is Large SUVs), publicly available information and Ford certification data at time of release. Some features discussed may be optional. Vehicles shown may contain optional equipment. Features shown may be offered only in combination with other options or subject to additional ordering requirements or limitations. Dimensions shown may vary due to optional features and/or production variability. Following release of the PDF, certain changes in standard equipment, options and the like, or product delays may have occurred which would not be included in these pages. Your Ford Dealer is the best source for up-to-date information. Ford Division reserves the right to change product specifications at any time without incurring obligations.

King Ranch is a registered trademark of King Ranch, Inc.

Microsoft is a registered trademark of Microsoft Corporation.

The Bluetooth word mark is a trademark of the Bluetooth SIG, Inc.

Service available in the 48 contiguous states and D.C. SIRIUS, XM and all related marks and logos are trademarks of SIRIUS XM Radio Inc. Subscriptions governed by SIRIUS Terms and Conditions available at sirius.com, and sold separately after introductory trial period. Some SIRIUS Traffic and SIRIUS Travel Link features are unavailable while driving. Traffic updates available in select markets.

HD Radio is a proprietary trademark of iBiquity Digital Corp.

© 2010 Ford Motor Company 11EXDWBPDF

2011 EXPEDITION+EXPEDITION EL

ford.com



Drive one.

STANDARD FEATURES



XL

Rapid Spec 101A
Includes all standard features, plus:

Mechanical

17-in. aluminum wheels (non-EL)
18-in. machined aluminum wheels (EL)

Seating

1st-row cloth bucket seats with 6-way power driver's seat with manual lumbar

Interior

AM/FM stereo and single-CD player with MP3 capability and 6 speakers
Overhead console
SIRIUS Satellite Radio with introductory 6-month subscription

Exterior

Black lower bodyside moldings and bumpers
Black, power, heated sideview mirrors with security approach lamps
Black roof-rack side rails with crossbars
Black running boards
Chrome door handles
Chrome grille
Dual reflector headlamps



XLT

Rapid Spec 200A
Includes select XL features, plus:

Mechanical

18-in. machined aluminum wheels

Interior

Ford SYNC® voice-activated, in-vehicle connectivity system
Message center
Power-adjustable pedals
Power rear quarter windows
Premium Sound System with single-CD player, MP3 capability and 7 speakers (including a subwoofer) with 340 watts
Steering wheel-mounted audio controls
Universal garage door opener

Exterior

Body-color lower bodyside moldings, wheel-lip moldings and bumpers
Chrome exhaust tip
Reverse Sensing System



XLT PREMIUM

Rapid Spec 201A
Includes select XLT features, plus:

Seating

1st-row bucket seats with 10-way power-adjustable driver's seat, including power lumbar and memory, and 6-way power front-passenger seat
Leather-trimmed 1st- and 2nd-row seating
PowerFold® 3rd-row seat

Interior

110V AC outlet
Dual-zone electronic automatic temperature control
Leather-wrapped shift knob
Power-adjustable pedals with memory
Power rear quarter windows
Premium Sound System with single-CD player, MP3 capability and 7 speakers (including a subwoofer) with 340 watts
Rear view camera
Woodgrain trim interior accents

Exterior

Black, power, heated sideview mirrors with security approach lamps, signal and memory
Pale Adobe lower bodyside moldings, wheel-lip moldings, bumpers and running boards
Power liftgate
Rain-sensing wipers



LIMITED

Rapid Spec 300A
Includes select XLT Premium features, plus:

Mechanical

20-in. polished aluminum wheels
Heavy-Duty Trailer Tow Package includes Class IV hitch receiver, 4- and 7-pin connectors, heavy-duty auxiliary transmission oil cooler, heavy-duty radiator and electronic brake wiring kit

Seating

1st-row, 10-way power-adjustable, heated and cooled bucket seats, including power lumbar and recline with driver's memory
Heated 2nd-row seats
Perforated leather-trimmed 1st- and 2nd-row seating

Interior

Leather-wrapped steering wheel with Olive Ash Black insert

Exterior

Body-color, power-adjustable/-folding, heated sideview mirrors with auto-dimming driver's side, memory, security approach lamps and integrated turn signal indicators
Body-color lower bodyside moldings, wheel-lip moldings and running boards
Complex-reflector system headlamps with blackout treatment
Chrome roof-rack side rails with Black crossbars



KING RANCH®

Rapid Spec 400A
Includes select Limited features, plus:

Mechanical

20-in. premium painted aluminum wheels with King Ranch logo on center caps

Seating

Chaparral leather trim on all 3 rows of seating

Interior

1st- and 2nd-row carpeted floor mats with embroidered King Ranch logo
Chaparral leather trim on steering wheel insert, center console lid and door-panel inserts
Woodgrain trim on center console, switch panels and instrument panel

Exterior

Black roof-rack side rails with crossbars
Dual reflector headlamps
King Ranch logo on front fender and liftgate
Pale Adobe lower bodyside moldings, wheel-lip moldings, bumpers and running boards

2011 EXPEDITION+EXPEDITION EL

ford.com



Drive one.

XL & XLT



EXPEDITION XLT | STONE LEATHER TRIM | AVAILABLE EQUIPMENT



EXPEDITION XLT | DARK BLUE PEARL METALLIC | AVAILABLE EQUIPMENT

2011 EXPEDITION+EXPEDITION EL

ford.com



Drive one.

XL & XLT OPTIONAL FEATURES

XL Available Options & Packages

- 3.73 non-limited slip rear axle (non-EL only)
- All-weather floor mats in 1st and 2nd rows
- Control Trac® 4-Wheel-Drive (4WD) System
- Ford SYNC® voice-activated, in-vehicle connectivity system
- Heavy-Duty Trailer Tow Package** includes Class IV hitch receiver, 4- and 7-pin connectors, heavy-duty auxiliary transmission oil cooler, heavy-duty radiator and electronic brake wiring kit

XL Exterior Colors	Interior Color
Oxford White	●
Royal Red Metallic	●
Dark Blue Pearl Metallic	●
Sterling Gray Metallic	●
Ingot Silver Metallic	●
Tuxedo Black Metallic	●

Interior: ● Stone Cloth

XLT Available Options & Packages

- 3.73 non-limited slip rear axle (non-EL only)
- All-weather floor mats in 1st and 2nd rows
- Control Trac 4-Wheel-Drive (4WD) System
- Dual Headrest DVD by INVISION™
- Heavy-Duty Trailer Tow Package**
- Leather Seating Package** includes leather-trimmed front seats, 10-way power driver's seat, 6-way power front-passenger seat and PowerFold® 3rd-row seat
- Power moonroof

XLT Exterior Colors	Interior Colors
Oxford White	● ● ● ●
Royal Red Metallic	● ● ● ●
Dark Blue Pearl Metallic	● ● ● ●
Sterling Gray Metallic	● ●
Ingot Silver Metallic	● ●
Tuxedo Black Metallic	● ● ● ●

Interiors: ● Stone Cloth ● Camel Cloth
■ Stone Leather ■ Camel Leather

INTERIOR



Stone Cloth
Standard on XL and XLT



Camel Cloth
Standard on XL and XLT




Stone Leather
Optional on XLT (requires Leather Seating Package)



Camel Leather
Optional on XLT (requires Leather Seating Package)

EXTERIOR



Oxford White



Royal Red Metallic




Dark Blue Pearl Metallic



Sterling Gray Metallic



Ingot Silver Metallic



Tuxedo Black Metallic



17-in. Aluminum Wheels
Standard on XL



18-in. Machined Aluminum Wheels
Standard on XL (EL) and XLT

Colors are representative only.
See your dealer for actual paint/trim options.

XLT PREMIUM



CHARCOAL BLACK | SPORT APPEARANCE PACKAGE | AVAILABLE EQUIPMENT



EXPEDITION EL | TUXEDO BLACK METALLIC | SPORT APPEARANCE PACKAGE | AVAILABLE EQUIPMENT

EXPEDITION EL | TUXEDO BLACK METALLIC | AVAILABLE EQUIPMENT

2011 EXPEDITION+EXPEDITION EL

ford.com



Drive one.

XLT PREMIUM OPTIONAL FEATURES

Available Rapid Spec

Rapid Spec 202A – Heated and cooled front seats with 10-way power passenger seat + **Heavy-Duty Trailer Tow Package** includes Class IV hitch receiver, 4- and 7-pin connectors, heavy-duty auxiliary transmission oil cooler, heavy-duty radiator and electronic brake wiring kit

Rapid Spec 203A – Includes content of Rapid Spec 202A + power moonroof + voice-activated Navigation System with nearly 10-gigabyte hard drive, single-disc Premium Sound System, HD Radio™ technology, and SIRIUS Traffic™ and SIRIUS Travel Link™ services with introductory 6-month subscription

Available Options & Packages

20-in. premium painted aluminum wheels (n/a with Sport Appearance Package)

20-in. machined aluminum wheels with painted pockets (requires Sport Appearance Package)

2nd-row bucket seats

3.73 non-limited slip rear axle (non-EL only)

Air suspension (requires Rapid Spec 203A)

All-weather floor mats in 1st and 2nd rows

Control Trac® 4-Wheel-Drive (4WD) System

Dual Headrest DVD by INVISION™

Heated and cooled front seats with 10-way power passenger seat

Heavy-Duty Trailer Tow Package

Power moonroof

Power-deployable running boards (requires Rapid Spec 203A)

Sport Appearance Package includes body-color grille, blacked-out headlamps, Sterling Gray lower accents and running boards, and black interior trim accents (requires Rapid Spec 202A or 203A)

Voice-activated Navigation System (requires Rapid Spec 202A)

Exterior Colors

Exterior Colors	Interior Colors
Oxford White	■
Royal Red Metallic	■
Dark Blue Pearl Metallic	■ ■
Golden Bronze Metallic	■
White Platinum Metallic Tri-coat ¹	■ ■
Tuxedo Black Metallic	■ ■

Interiors: ■ Camel Leather ■ Charcoal Black Leather with Silver Smoke inserts²

INTERIOR




Camel Leather
Standard



Charcoal Black Leather with Silver Smoke Inserts
Optional (requires Sport Appearance Package)

EXTERIOR



Oxford White




Royal Red Metallic



Dark Blue Pearl Metallic



Golden Bronze Metallic



White Platinum Metallic Tri-coat



Tuxedo Black Metallic



18-in. Machined Aluminum Wheels
Standard



20-in. Premium Painted Aluminum Wheels
Optional



20-in. Machined Aluminum Wheels
with Painted Pockets
Optional
(requires Sport Appearance Package)

Colors are representative only.
See your dealer for actual paint/trim options.

¹Additional charge.

²Requires Sport Appearance Package.

2011 EXPEDITION+EXPEDITION EL

ford.com



Drive one.

LIMITED



CHARCOAL BLACK | AVAILABLE EQUIPMENT



EXPEDITION EL | STERLING GRAY METALLIC | AVAILABLE EQUIPMENT

2011 EXPEDITION+EXPEDITION EL

ford.com



Drive one.

LIMITED OPTIONAL FEATURES

Available Rapid Spec

Rapid Spec 301A – Power moonroof + voice-activated Navigation System with nearly 10-gigabyte hard drive, single-disc Premium Sound System, HD Radio™ technology, and SIRIUS Traffic and SIRIUS Travel Link services with introductory 6-month subscription + power-deployable running boards

Available Options & Packages

3.73 non-limited slip rear axle (non-EL only)

2nd-row bucket seats

Air suspension (requires Rapid Spec 301A)

All-weather floor mats in 1st and 2nd rows

Control Trac® 4-Wheel-Drive (4WD) System

Dual Headrest DVD by INVISION™

Power moonroof

Power-deployable running boards

Voice-activated Navigation System

Exterior Colors

White Platinum Metallic Tri-coat¹

Royal Red Metallic

Sterling Gray Metallic

Ingot Silver Metallic

Tuxedo Black Metallic

Interior Colors



Interiors: ■ Stone Leather ■ Charcoal Black Leather

INTERIOR



Stone Leather
Standard




Charcoal Black Leather
Standard



20-in. Polished Aluminum Wheels
Standard

EXTERIOR



White Platinum Metallic Tri-coat



Royal Red Metallic



Sterling Gray Metallic



Ingot Silver Metallic



Tuxedo Black Metallic

Colors are representative only.
See your dealer for actual paint/trim options.

¹Additional charge.

2011 EXPEDITION+EXPEDITION EL

ford.com



Drive one.

KING RANCH®



CHAPARRAL LEATHER TRIM | AVAILABLE EQUIPMENT



GOLDEN BRONZE METALLIC | AVAILABLE EQUIPMENT

2011 EXPEDITION+EXPEDITION EL

ford.com



Drive one.

KING RANCH® OPTIONAL FEATURES

Available Rapid Spec

Rapid Spec 401A – Power moonroof + voice-activated Navigation System with nearly 10-gigabyte hard drive, single-disc Premium Sound System, HD Radio™ technology, and SIRIUS Traffic and SIRIUS Travel Link services with introductory 6-month subscription + power-deployable running boards

Available Options & Packages

3.73 non-limited slip rear axle (non-EL only)

2nd-row bucket seats

Air suspension (requires rapid Spec 401A)

All-weather floor mats in 1st and 2nd rows

Control Trac® 4-Wheel-Drive (4WD) System

Dual Headrest DVD by INVISION™

Power moonroof

Power-deployable running boards

Voice-activated Navigation System

Exterior Colors

White Platinum Metallic Tri-coat¹

Royal Red Metallic

Dark Blue Pearl Metallic

Golden Bronze Metallic

Tuxedo Black Metallic

Interior: ■ Chaparral Leather

Interior Color




INTERIOR



Chaparral Leather (Charcoal Black interior)
Standard

EXTERIOR



White Platinum Metallic Tri-coat



Royal Red Metallic



Dark Blue Pearl Metallic



Golden Bronze Metallic



Tuxedo Black Metallic



20-in. Premium Painted Aluminum Wheels
with King Ranch Center Caps
Standard

Colors are representative only.
See your dealer for actual paint/trim options.

¹Additional charge.

2011 EXPEDITION+EXPEDITION EL

ford.com



Drive one.

Exceptional possibilities.



A Just push a button on your key fob to raise or lower the available **power liftgate**. It pairs well with the available **power-deployable running boards** that automatically extend when you open a door and retract when you close it.

B Get the fresh breezes flowing with the optional **power moonroof**, featuring one-touch open, a sunshade and a mini-overhead console with map lights and a storage bin.

C Standard on XLT Premium, Limited and King Ranch,[®] the available **rear view camera** displays the image from a liftgate-mounted camera onto your rearview mirror or the available Navigation System's screen (shown).

D The available **voice-activated Navigation System** features an 8-in. LCD touch screen, interactive maps, and nearly 10 gigs of photo and music storage space, plus the ability to play DVDs while the vehicle is in Park. It also includes an introductory 6-month subscription to **SIRIUS Traffic** and **SIRIUS Travel Link**,¹ which provides fuel prices, weather reports, movie listings, sports scores and more.

E The industry-first, Ford-exclusive **MyKey[®] owner controls** feature lets you program ignition keys to help encourage smart driving habits, such as buckling up and traveling at appropriate speeds. It's perfect for reminding drivers of all ages to abide by the rules of the road. Standard on all models.

F The available new **Dual Headrest DVD by INVISION[™]** features dual LCD screens that operate independently, so your passengers don't have to choose between a movie or a video game. They can have both.

¹Some features unavailable while driving. Subscription required after introductory 6 months expire.



A

B

C

D

F



2011 EXPEDITION+EXPEDITION EL

ford.com



Drive one.



Racks and Carriers by THULE®¹



Illuminated Door Sill Plates



Chrome Exhaust Tip



Side Window Deflectors



Remote Start Systems



Portable Navigation Systems by Garmin®¹



Hard Cargo Organizer



Cargo-Logic® Systems



Trailer Hitch Balls



All-Weather Floor Mats

ALSO AVAILABLE

ELECTRONICS

GPS Tracking and Recovery by SmartAlert™¹

Dual Headrest DVD by INVISION™¹

Wiper De-Icer and Debris Cleaner by Wiper Shaker¹

HitchScan™ Rear Park Assist Sensor and Hitch Step by EchoMaster®¹

Vehicle Security System

Forward or Reverse Bumper-Mounted Parking Assist System by EchoMaster¹

Backup Alarm by ECCO®¹

EXTERIOR

Trailer Hitch Drawbars

Roof Cross Bars

Sportz® SUV Tents by Napier¹

Hood Deflector

Splash Guards

Locking Fuel Plug

INTERIOR

Auto-Dimming Rearview Mirror

Interior Light Kit

Leather-Trimmed Interior Seating by Katzkin®¹

Cargo Area Protector

Soft Cargo Organizers (Large and Standard Sizes)

Soft Cargo Cooler Bag

WHEELS

Wheel Lock Kits

To learn more about Ford Custom Accessories and to shop online, visit fordaccessories.com.



Genuine Ford Accessories will be warranted for whichever provides you the greatest benefit: 12 months or 12,000 miles (whichever occurs first), or the remainder of your Bumper-to-Bumper 3-year/36,000-mile New Vehicle Limited Warranty. Contact your local Ford Dealer for details and a copy of the limited warranty. Ford Licensed Accessories (FLA) are warranted by the accessory manufacturer's warranty. Ford Licensed Accessories are fully designed and developed by the accessory manufacturer and have not been designed or tested to Ford Motor Company engineering requirements. Contact your Ford Dealer for details regarding the manufacturer's limited warranty and/or a copy of the FLA product limited warranty offered by the accessory manufacturer.

¹Ford Licensed Accessories. THULE is a registered trademark of Thule Sweden AB. Garmin is a registered trademark of Garmin Ltd. Cargo-Logic is a registered trademark of Lund, Inc. SmartAlert is a registered trademark of Inilex, Inc. INVISION is a trademark of Audiovox Corporation. Katzkin is a registered trademark of Katzkin Leather Inc.