



Drive one.

09 EXPEDITION & EXPEDITION EL



Thank you for your interest in the 2009 Ford Expedition. Included in this brochure you'll find information about:

Power: The available 5.4L Triton® Flex-Fuel V8 engine with 6-speed automatic transmission provides power options.

Handling: Ford Expedition comes equipped with standard AdvanceTrac® with Roll Stability Control™ (RSC®); its sensors measure both vehicle yaw and roll motion.

Entertainment: Take the show on the road with the available Rear Seat DVD Entertainment System.

Technology: Available class-exclusive Ford SYNC® voice-activated communications and entertainment system offers hands-free operation.*

*Don't drive distracted. Even with SYNC, only use phones/devices when safe.

Dealer Information

Find up-to-date contact information for your local Ford dealer. To visit a local dealer Web site and view a map of their location, click on one of the links below.

Hi - Line Ford Inc	Hwy #2 East Glasgow, MT 59230	(406) 228-2141
Rathert - Fox Ford - Merc Inc	101 Anaconda Wolf Point, MT 59201	(406) 653-1350
Eissinger Equipment / Savage Ford Inc	Hwy 200 Box A Circle, MT 59215	(406) 485-2751
Eagle Country Ford	215 East Main Sidney, MT 59270	(406) 433-1810

EXPERIENCED MY FORD YET? Get an inside look at the benefits of Ford ownership at the My Ford owner Web site. It's a one-stop spot for managing important vehicle information – 24/7, whenever you need it. It's free to register for personalized maintenance schedules, incentives and offers, and much more. You can even access your Ford Credit information and online bill payment services. Log on to www.myford.fordvehicles.com to get started.





Drive one.

09 EXPEDITION & EXPEDITION EL



Expedition XLT • Black Pearl Slate Metallic • Available Equipment

*It's all about space, comfort and **Capability.***

When you're into grand adventures and bringing everyone along, you need an SUV that can handle it all without breaking a sweat. Ford Expedition and Expedition EL are both built for active living, with plenty of cargo space (the longer wheelbase on EL gives you 129% more behind its 3rd-row seat) and roomy seating for up to 8.¹ Both offer a host of smart new features, including an E85 fuel-capable 5.4L V8

Flex Fuel engine, available rain-sensing windshield wipers and our available, exclusive Ford SYNC[®] voice-activated, customizable media system.² The V8 also helps Expedition deliver an unsurpassed 14 mpg city and 20 hwy³ – that's 16% (city) and 11% (hwy.) better than last year. Tailgating to towing, out on the town or off the beaten path, live it up together in Expedition.

¹Cargo and load capacity limited by weight and weight distribution. ²Driving while distracted can result in loss of vehicle control. Only use mobile phones and other devices, even with voice commands, when it is safe to do so. Microsoft is a registered trademark of Microsoft Corporation. The Bluetooth word mark is a registered trademark owned by the Bluetooth SIG, Inc. ³2009 EPA-estimated 14 mpg city/20 hwy. for Expedition 4x2.



Drive one.

09 EXPEDITION & EXPEDITION EL



Expedition King Ranch® • Dark Blue Pearl Metallic • Available Equipment

*We've got the power to tow **9200 lbs.***

Power and responsibility often go hand in hand. A perfect example: our 5.4L V8 engine and its new Flex Fuel capability. The proven V8, standard on every Expedition and Expedition EL, now supplies a fun-loving 310 hp and 365 lb.-ft. of torque. It also runs on gasoline, E85 (85% ethanol and 15% gasoline), or any combination of the 2. The V8 engine is coupled with a 6-speed automatic transmission to help optimize fuel efficiency and create that satisfying "launch" feel. Also new for 2009, our industry-first Easy Fuel™ capless fuel-filler system eliminates the need for a gas cap, so you just fuel up and go.

The optional Control Trac® 4-wheel-drive system features a convenient 4x4 AUTO mode that senses when the vehicle is on a loose or slippery surface (like gravel, mud, snow or wet pavement) and automatically optimizes traction by transferring power to the appropriate wheels. Plus, Expedition gives you a maximum towing capacity of up to 9200 lbs. when properly equipped. Bring on the good times.



Drive one.

09 EXPEDITION & EXPEDITION EL



Expedition King Ranch • Charcoal Black with Chaparral Leather Trim • Available Equipment

*We travel like **Royalty.***

All is right with the world as the King Ranch® Edition welcomes you with sumptuous Chaparral leather trim on all 3 rows of seats and other prominent interior surfaces. Unique wood trim lends visual warmth to the instrument panel and other touch points, while a King Ranch logo adorns the seating, the center console lid and the floor mats.

King Ranch exterior enhancements include Pueblo Gold accents, 18" machined-aluminum wheels and exclusive badging. Available on Expedition and Expedition EL. Please see the specifications pages for a complete list of features.



Drive one.

09 EXPEDITION & EXPEDITION EL

It's just so **Easy** to live with.

- A. Expedition EL gets its own unique cargo organizer to help you keep all that extra space behind the 3rd-row seat neat and tidy. Use the simple panel divider to split the space in whichever direction your cargo necessitates.
- B. Available power-deployable running boards automatically extend when you open a door and retract when you close it. They pair well with our available power liftgate that raises and lowers at the push of a button on your key fob.
- C. Warehouse shoppers rejoice. The cavernous expanse you see here is no less than 130.8 cu. ft. of cargo space behind the 1st row inside Expedition EL. That's 22.5 more cu. ft. than Expedition's maximum cargo capacity.¹ And it's the biggest difference between them. Note the flat loadfloor — standard on both Expedition and Expedition EL. It's created by our exclusive Cargo Mode, which allows you to position the folded 2nd-row seatbacks in alignment with those of the 3rd row, making it a breeze to transport long, flat items.
- D. Get packing — at the touch of a button — with our available PowerFold™ 3rd-row seat (standard on Eddie Bauer, Limited and King Ranch®). Chevrolet Suburban and GMC Yukon don't offer anything like it. In fact, their 3rd-row seats have to be removed from the vehicle to provide similar cargo space. With our exclusive PowerFold feature, you'll be back on the road in a flash. And thanks to valuable standards like 2nd-row audio and climate controls and best-in-class² 3rd-row leg room, your passengers will be happy to ride along.
- E. Limited and King Ranch feature heated and cooled front seats in addition to new heated 2nd-row seats. These front seats are optional on Eddie Bauer as well.
- F. Our CenterSlide™ feature on the standard 2nd-row 40/20/40 split-folding seat allows you to pull the center section of the seat forward almost 11" for easy access from the 1st row. It's perfect for keeping little ones nearby, yet still properly secured in a child-safety seat.



¹Cargo and load capacity limited by weight and weight distribution.

²Full-size SUV and Full-size Extended-length SUV classes.



Drive one.

09 EXPEDITION & EXPEDITION EL

*It really **Listens** when I speak.*

Introducing Ford SYNC[®], the new standard for in-vehicle communications and entertainment.¹ Developed in association with Microsoft[®], SYNC is an available voice-activated, customizable media system that fully integrates your Expedition with most Bluetooth[®]-enabled mobile phones and most popular digital media players. Enter the vehicle with a compatible and paired phone, and SYNC knows you've arrived. Then you just press a button on the steering wheel and use simple voice commands to make calls and more — with both hands on the wheel. Connecting your digital media player to the USB port is just as easy. It even charges most players while you're enjoying your tunes. SYNC is also updateable. Visit SyncMyRide.com for the latest information about exciting new features. You talk. SYNC listens.[™]



Expedition EL Eddie Bauer • Charcoal Black • Available Equipment

- A. New for 2009, the available voice-activated Navigation System features the same sophisticated speech-recognition software as Ford SYNC, so control couldn't be easier. Adding more fun to your ride, the system now includes a Jukebox function for managing your music. With nearly 10 gigabytes of storage space, you can rip entire CDs or just your favorite tracks (up to 2400 songs). Then, thanks to the voice activation, listening to your songs is as easy as saying the name of the artist you'd like to hear.
- B. The available Navigation System's "Home" screen displays photos you've stored on the hard drive. And you can play DVDs on the 6.5" screen when Expedition is in "Park."
- C. Available SIRIUS[®] Satellite Radio offers over 130 channels. New with the available Navigation System this year, SIRIUS Travel Link^{™2} can help you access: lowest fuel prices; real-time traffic with speed, flow and incident information; current and forecasted weather; sports scores (in-game and final) and schedules; plus local movie listings and showtimes.
- D. When the available Navigation System detects an incident ahead, it offers you alternate routes. In "route guidance" mode, it even pronounces upcoming street names for you.



A



B



C



D

¹Driving while distracted can result in loss of vehicle control. Only use mobile phones and other devices, even with voice commands, when it is safe to do so. Microsoft is a registered trademark of Microsoft Corporation. The Bluetooth word mark is a registered trademark owned by the Bluetooth SIG, Inc. ²Real-time traffic monitoring available in select markets. Some features are unavailable while driving. Service not available in Alaska or Hawaii. See your Ford Dealer for details. "SIRIUS," the SIRIUS dog, "SIRIUS Travel Link" and related marks are trademarks of SIRIUS Satellite Radio Inc.



Drive one.

09 EXPEDITION & EXPEDITION EL



Expedition XLT • Vapor Silver Metallic

*We know we're going to **Get There.***

Nothing compares to the peace of mind you get from having our standard AdvanceTrac® with class-exclusive RSC® (Roll Stability Control™). It is the industry's only electronic stability control system with 2 gyroscopic sensors, one of which is a unique vehicle-roll motion sensor. This sensor directly measures the roll rate 100 times every second. Working in conjunction with the Anti-lock Brake System (ABS), traction control and yaw control, AdvanceTrac with RSC uses the

roll rate and other information to automatically determine when and how it will apply individual brakes and modify engine power to help keep all 4 wheels firmly planted.¹ This system really proves its worth when you have to make an emergency maneuver; drive on slippery surfaces like snowy, muddy, wet or gravel roads; or just travel on uneven surfaces, such as in construction zones. Enjoy the ride — no matter what — in Expedition.

¹Remember that even advanced technology cannot overcome the laws of physics. It's always possible to lose control of a vehicle due to inappropriate driver input for the conditions. For more information on AdvanceTrac with RSC, visit fordvehicles.com.




Drive one.

09 EXPEDITION & EXPEDITION EL



Ford Expedition and Expedition EL both received 5-Star ratings¹ in the National Highway Traffic Safety Administration's (NHTSA) frontal and side crash tests for the 2009 model year.



The Personal Safety System[®] includes a sophisticated network of sensors and front airbags that enhance protection for the driver and front passenger in the event of certain frontal collisions. Front-seat side airbags are also standard.

Our standard, patented Safety Canopy[®] System deploys side-curtain airbags to enhance protection for all 3 rows of outboard-seated occupants in the event of certain side-impact collisions.

Expedition Limited • Available Equipment

It keeps getting more **Secure.**

We've topped ourselves — again. We're adding more standard safety and security features to what was already the safest Expedition ever.² New for 2009, every Expedition gets our SOS Post-Crash Alert System³ and a perimeter alarm. In the event of airbag deployment or safety belt pretensioner activation in certain collisions, the SOS system flashes the vehicle's hazard lights and sounds the horn to attract attention.

As you'd expect, Expedition continues to feature 6 airbags, 3-point safety belts, a Tire Pressure Monitoring System, our SecuriLock[®] passive anti-theft ignition system, autolocking doors and more, as standard equipment on every model.

Expedition is always big on safety.

¹Star ratings are part of the U.S. Department of Transportation's Safercar.gov program (www.safercar.gov). ²Based on internal Ford safety testing results of current-generation Expedition. ³SOS hardware may become damaged or the battery may lose power in a crash, which could prevent operation. Not all crashes will activate an airbag or safety belt pretensioner.



Drive one.

09 EXPEDITION & EXPEDITION EL

Colorize your Expedition

Exterior and Interior Selections

	Camel	
	Stone	
	Charcoal Black	
XLT		
●	●	● Sangria Red Metallic ¹
●	●	● Vapor Silver Metallic
●	●	● Dark Blue Pearl Metallic
●	●	● Black Pearl Slate Metallic ¹
●	●	● Oxford White ¹
●	●	● Black
EDDIE BAUER		
●	●	● Sangria Red Metallic ¹
●	●	● Dark Blue Pearl Metallic
●	●	● Black Pearl Slate Metallic ¹
●	●	● Royal Red Metallic ¹
●	●	● Oxford White ¹
●	●	● Black
LIMITED		
●	●	● White Platinum Tri-Coat Metallic ^{1,2}
●	●	● Vapor Silver Metallic
●	●	● Royal Red Metallic ¹
●	●	● Stone Green Metallic
●	●	● Black
KING RANCH®		
●	●	● Dark Blue Pearl Metallic
●	●	● Black Pearl Slate Metallic ¹
●	●	● Royal Red Metallic ¹
●	●	● Oxford White ¹
●	●	● Black

¹New for 2009. ²Extra cost.



Sangria Red Metallic



White Platinum Tri-Coat Metallic



Vapor Silver Metallic



Dark Blue Pearl Metallic



Black Pearl Slate Metallic



Royal Red Metallic



Stone Green Metallic



Oxford White




Black




Camel Cloth
Standard on XLT



Camel Leather
Optional on XLT; Standard on Eddie Bauer



Charcoal Black Cloth
Standard on XLT




Charcoal Black Leather
Optional on XLT




Stone Cloth
Standard on XLT



Stone Leather
Optional on XLT




Charcoal Black Leather with Camel Inserts
Standard on Eddie Bauer



Charcoal Black Leather with Caramel Perforated Inserts
Standard on Limited



Greystone Leather with Camel Inserts (shown)
Standard on Eddie Bauer (Camel Interior)



Charcoal Black Leather with Perforated Inserts
Standard on Limited



Stone Leather with Perforated Inserts
Standard on Limited



Chaparral Leather
Standard on King Ranch (Charcoal Black Interior)

Ford uses clearcoat paint for beauty and protection. Colors shown are representative only. Not all colors are available on all models. See your dealer for actual paint/trim options. Vehicles shown may contain optional equipment.



Drive one.

09 EXPEDITION & EXPEDITION EL

Dimensions¹

EXTERIOR	EXPEDITION	EXPEDITION EL
	(4x2/4x4)	(4x2/4x4)
Length	206.5"	221.3"
Wheelbase	119.0"	131.0"
Overhang – Front	39.2"	39.2"
Overhang – Rear	48.3"	51.1"
Width –		
Excluding mirrors	78.8"	78.8"
Including mirrors	91.8"	91.8"
Mirrors folded	79.7"	79.7"
Height (with options)	77.2"	77.7"/78.3"
Minimum running ground clearance	8.7"	8.7"
Liftover height	34.4"	35.3"/35.9"
Ramp breakover angle	18.4°/18.3°	17.6°/18.7°
Angle of approach	22.8°/22.6°	23.1°/24.1°
Angle of departure	21.4°/21.5°	20.1°/20.9°
INTERIOR		
1st row		
Head room	39.6"	39.5"
Shoulder room	63.2"	63.2"
Hip room	60.2"	60.2"
Leg room	41.1"	41.1"
2nd row		
Head room	39.8"	39.7"
Shoulder room	63.7"	63.7"
Hip room	59.9"	59.9"
Leg room	39.1"	39.1"
3rd row		
Head room	38.3"	38.0"
Shoulder room	51.9"	67.1"
Hip room	50.2"	51.8"
Leg room	37.7"	37.7"
Cargo volume (cu. ft.)		
Maximum cargo volume	108.3	130.8
Behind 2nd row	55.0	85.5
Behind 3rd row	18.6	42.6

¹Dimensions may vary by trim level.
Cargo and load capacity limited by weight and weight distribution.

Standard Features

MECHANICAL

- 5.4L 3-valve V8 FFV engine produces 310 hp @ 5100 rpm and 365 lb.-ft. of torque @ 3600 rpm
- 6-speed automatic transmission with Tow/Haul mode
- 4-wheel independent suspension with coil-over shocks – Front: double-wishbone, Short- and Long-Arm (SLA) design; rear: multilink design
- 4-wheel power disc brakes with Anti-lock Brake System (ABS), Brake Assist and Electronic Brakeforce Distribution (EBD)
- 28-gallon fuel tank capacity (33.5-gallon on Expedition EL)
- Easy Fuel™ capless fuel-filler system
- Front skid plates (4x2 only)
- Full-size spare tire
- Non-limited-slip rear axle – 3.31 ratio (Expedition only); 3.73 ratio (Expedition EL only)
- Variable-assist, power rack-and-pinion steering

SAFETY/SECURITY

- Personal Safety System® for driver and front passenger – Includes dual-stage front airbags², safety belt pretensioners, safety belt energy-management retractors, safety belt usage sensors, driver-seat position sensor, crash severity sensor and restraint control module
- 3-point safety belts for all seating positions
- AdvanceTrac® with RSC® (Roll Stability Control™)
- Belt-Minder® front safety belt reminder
- Child-safety rear door locks
- Front-seat side airbags²
- Height-adjustable shoulder belts for 1st-row outboard positions
- LATCH – Lower anchors and tether anchors for child-safety seats on rear-outboard seat positions
- Perimeter alarm
- Safety Canopy® System with 3-row side-curtain airbags² and rollover sensor
- SecuriLock® passive anti-theft ignition system
- Side-intrusion door beams
- SOS Post-Crash Alert System flashes hazard lights and sounds horn after airbag deployment or safety belt pretensioner activation in certain collisions
- Tire Pressure Monitoring System (excludes spare)

INTERIOR

- Air conditioning
- Analog instrumentation with voltmeter, speedometer/odometer, tachometer, and oil pressure, water temperature and fuel gauges
- Assist handles (2 in 1st row and 2 in 2nd row)
- Auto-dimming rearview mirror
- Auxiliary audio input jack
- Auxiliary rear air conditioning and heat

INTERIOR (continued)

- Cargo organizer (Expedition EL only)
- Carpeted floor mats in 1st and 2nd rows
- Cruise control
- Cupholders (9)
- Dual-blade sun visors with illuminated vanity mirrors
- Floor console with storage bin, coin holder, 2 headphone jacks, 4 cupholders, 2 power points, auxiliary rear audio and climate controls, and pen holder
- Front door-trim panels with map pockets and cupholders (up to 20-ounce bottles)
- Leather-wrapped steering wheel
- Overhead console with map lights, single sunglasses holder and conversation mirror (plus rear quarter window switches, if equipped)
- Power door locks
- Power points (3)
- Power windows with one-touch-down driver-window feature
- Rear floor air vents
- Tilt steering column

SEATING

- 1st-row captain's chairs
- 2nd-row 40/20/40 split seat with CenterSlide™ (slide-forward feature for center section) reclines and folds flat to floor in Cargo Mode
- 6-way power driver seat with manual lumbar

EXTERIOR

- Automatic headlamps with rainlamp
- Black, power, heated sideview mirrors with security approach lamps and manual fold-away design
- Black roof side rails with crossbars
- Black running boards
- Chrome door and liftgate handles
- Class IV Trailer Tow receiver with 4-pin connector
- Complex-reflector system headlamps (integrated park/turn-signal indicators)
- Concealed antenna in rear quarter glass
- Fog lamps
- Front tow hooks (4x4 only)
- Liftgate with flip-up glass
- Privacy glass (rear doors, rear quarter windows and rear window)
- Rear-window defroster
- SecuriCode™ keyless-entry keypad
- Windshield wipers – Front: speed-sensitive, 2-speed variable-intermittent; rear: intermittent with washer

²Always wear your safety belt and secure children in the rear seat.



Drive one.

09 EXPEDITION & EXPEDITION EL

Personalize your Expedition in 5 steps

1 Choose your model

Expedition

- Seats up to 8 passengers
- Carries up to 108.3 cu. ft. of cargo
- Tows up to 9200 lbs.
- 119" wheelbase
- 206.5" overall length
- Maximum loaded trailer weight¹ (Class IV)
 - 9200 lbs. on 4x2
 - 9000 lbs. on 4x4
- 2009 EPA-estimated 14 mpg city/20 hwy. (4x2)¹

Expedition EL

- Seats up to 8 passengers
- Carries up to 130.8 cu. ft. of cargo
- Tows up to 8900 lbs.
- 131" wheelbase
- 221.3" overall length
- Maximum loaded trailer weight² (Class IV)
 - 8900 lbs. on 4x2
 - 8700 lbs. on 4x4

¹Fuel economy when operating on E85 will yield different values than gasoline. See Fuel Economy Guide for more information. ²Maximum weights shown are for properly equipped vehicles with required equipment and a 150-lb. driver. Weight of additional options, equipment, passengers and cargo must be deducted from this weight. For additional information, see your Ford Dealer. Cargo and load capacity limited by weight and weight distribution.

2 Choose your trim level



XLT

Equipped with all the standard features on the previous page, plus:

- 17" aluminum wheels
- Body-color lower bodyside moldings, wheel-lip moldings and bumpers
- Chrome door handles
- Chrome grille
- Black, power, heated sideview mirrors with security approach lamps
- AM/FM stereo and single-CD player with MP3 capability
- 1st-row captain's chairs with 6-way power driver seat with manual lumbar
- 3rd-row 60/40 split fold-flat-to-floor bench seat (Expedition EL only)
- Overhead console



Eddie Bauer

Includes all the standard Expedition XLT features, plus:

- 17" machined-aluminum wheels
- 18" machined-aluminum wheels (EL)
- Chrome exhaust tip
- Pueblo Gold lower bodyside moldings, wheel-lip moldings and bumpers
- Pueblo Gold running boards
- Black, power, heated sideview mirrors with memory, security approach lamps and integrated turn signals
- Reverse Sensing System
- Two-tone leather-trimmed seats with 1st-row captain's chairs
- 10-way power driver seat including power lumbar and recline with memory feature
- PowerFold™ 3rd-row seat
- Dual-zone Electronic Automatic Temperature Control
- Message center
- Leather-wrapped steering wheel with secondary audio controls
- Power-adjustable pedals with memory
- Premium Sound System with 6-disc in-dash CD changer, MP3 capability and 7 speakers (including a subwoofer) with 340 watts
- SIRIUS Satellite Radio
- Ford SYNC®



Limited

Includes all the standard Expedition Eddie Bauer features, plus:

- 18" chrome-clad aluminum wheels
- Monochromatic appearance
- Headlamps with blackout treatment
- Rain-sensing wipers
- Chrome roof side rails with Black crossbars
- Body-color running boards
- Body-color, power-folding, heated sideview mirrors with memory, security approach lamps and integrated turn signals
- Power rear quarter windows
- Power liftgate
- Rear View Camera
- 1st-row, 10-way power-adjustable, heated and cooled leather-trimmed captain's chairs, including power lumbar and recline with driver memory
- Heated 2nd-row seats
- Universal Garage Door Opener
- Heavy-Duty Trailer Tow Package



King Ranch®

Includes all the standard Expedition Eddie Bauer features, plus:

- 18" machined-aluminum wheels with King Ranch logo on center caps
- King Ranch logo on front fender and liftgate
- Power rear quarter windows
- Power liftgate
- Rear View Camera
- Chaparral leather trim on all 3 rows of seating, steering wheel insert, center console lid and door-panel inserts
- 1st-row heated and cooled seats with 10-way power driver seat, including power lumbar and recline with driver memory
- Simulated wood trim on switch panels, floor console, shifter handle and instrument panel
- Carpeted floor mats with embroidered King Ranch logo
- Heated 2nd-row seats
- Universal Garage Door Opener
- Heavy-Duty Trailer Tow Package
- Rain-sensing wipers
- Body-color, power-folding, heated sideview mirrors with memory, security approach lamps and integrated turn signals

Continue your build on the next page.



Drive one.

09 EXPEDITION & EXPEDITION EL

3 Choose your options

- 18" chrome-clad aluminum wheels¹ (Available on XLT)
- 20" chrome-clad aluminum wheels; with King Ranch[®] center caps on King Ranch (Available on Eddie Bauer, Limited and King Ranch)
- 2nd-row captain's chairs with same trim as 1st-row seats (Available on Eddie Bauer, Limited and King Ranch)
- 3rd-row 60/40 split fold-flat-to-floor bench seat (Available on non-EL XLT)
- Air suspension with rear load leveling and message center² (Available on Eddie Bauer, Limited and King Ranch)
- Control Trac[®] 4-wheel-drive (4WD) system (Available on XLT, Eddie Bauer, Limited and King Ranch)
- Daytime running lamps (Available on XLT, Eddie Bauer, Limited and King Ranch)
- Ford SYNC[®] voice-activated, in-vehicle communications and entertainment system (Available on XLT)
- Heated and cooled front seats with 6-way power passenger seat (Available on Eddie Bauer)
- Leather-trimmed seats with 1st-row low-back bucket seats, 10-way power driver seat including power lumbar, and passenger seat with manual lumbar; vinyl 3rd-row if equipped³ (Available on XLT)
- Power-deployable running boards³ (Available on Eddie Bauer, Limited and King Ranch)
- PowerFold[™] 3rd-row seat (Available on XLT)
- Power moonroof with mini-overhead console* (Available on XLT, Eddie Bauer, Limited and King Ranch)
- Rear-Seat DVD Entertainment System⁴ (Available on XLT, Eddie Bauer, Limited and King Ranch)
- Rubber floor mats in 1st and 2nd rows; with King Ranch logo on King Ranch (Available on XLT, Eddie Bauer, Limited and King Ranch)
- SIRIUS Satellite Radio with 6-month subscription (Available on XLT)
- Skid plates: 4x4 only (Available on XLT, Eddie Bauer, Limited and King Ranch)
- Voice-activated Navigation System³ with nearly 10-gigabyte hard drive, single-CD Premium Sound System and SIRIUS Travel Link[™] services with 6-month subscription (Available on Eddie Bauer)

4 Choose your packages

Heavy-Duty Trailer Tow Package

Class IV hitch receiver, 4- and 7-pin connectors, heavy-duty auxiliary transmission oil cooler, heavy-duty radiator and electronic brake wiring kit (Available on XLT and Eddie Bauer)

XLT Convenience Package

AM/FM premium stereo and 6-disc in-dash CD changer with MP3 capability (160 watts), power-adjustable pedals, power rear quarter windows, Universal Garage Door Opener and Reverse Sensing System with message center (Available on XLT)

Eddie Bauer Convenience Package

Rain-sensing wipers, Rear View Camera, power rear quarter windows, power liftgate and Universal Garage Door Opener (Available on Eddie Bauer)

Luxury Value Package

Navigation Radio System, Rear-Seat DVD Entertainment System, power moonroof and 20" chrome-clad aluminum wheels (Available on Limited and King Ranch)

¹Requires XLT Convenience Package. ²Requires Heavy-Duty Trailer Tow Package. Not available with skid plates. ³Requires Eddie Bauer Convenience Package on Eddie Bauer. ⁴Requires 3rd row and SIRIUS Satellite Radio.

Wheels



17" Aluminum
Standard on XLT and EL XLT



17" Machined-Aluminum
Standard on Eddie Bauer



18" Chrome-Clad Aluminum
Standard on Limited and EL Limited;
Optional on XLT and EL XLT



18" Machined-Aluminum
Standard on EL Eddie Bauer;
Optional on Eddie Bauer



18" Machined-Aluminum
with King Ranch Center Cap
Standard on King Ranch and EL King Ranch



20" Chrome-Clad Aluminum
Optional on Eddie Bauer, EL Eddie Bauer,
Limited and EL Limited



20" Chrome-Clad Aluminum
with King Ranch Center Cap
Optional on King Ranch and EL King Ranch



Drive one.

09 EXPEDITION & EXPEDITION EL

5 Customize your Expedition

- A. Dual INVISION® DVD Headrests¹
- B. Garmin® nūvi® Portable Navigation System¹
- C. Interior lighting kit
- D. Thule® racks¹
- E. Interior cargo organizer
- F. Remote start systems
- G. HD Radio®¹
- H. Cargo-Logic® System
- I. Katzkin® Leather seat covers¹
- J. Chrome exhaust tip
- K. All-weather floor mats
- L. Premium carpeted floor mats
- M. Front illuminated sill plates
- N. Trailer hitch balls/draw bars
- O. Wheel locks

Also available:

- Skyway SmartAlert™¹
- Wiper Shaker¹
- Moonroof deflector
- Ashcup/coin holder/Smoker's Pack
- Interior cargo area protector
- Locking fuel plug
- Vehicle security system
- Exterior trim appliqué
- Elliptical crossbars



¹Ford Licensed Accessories.
Garmin is a registered trademark of Garmin Ltd.

Visit fordaccessories.com to use the Accessorizer, learn complete accessory details and view purchase instructions.



Genuine Ford Accessories will be warranted for whichever provides you the greatest benefit: 12 months or 12,000 miles (whichever occurs first), or the remainder of your Bumper-to-Bumper 3-year/36,000-mile New Vehicle Limited Warranty. Contact your local Ford Dealer for details and a copy of the limited warranty. Ford Licensed Accessories (FLA) are warranted by the accessory manufacturer's warranty. Contact your Ford Dealer for details regarding the manufacturer's limited warranty and/or a copy of the FLA product limited warranty offered by the accessory manufacturer.



Drive one.

09 EXPEDITION & EXPEDITION EL



Drive quality.

You see it, feel it, hear it. Quality matters. And Ford delivers. In fact, Ford is in a dead heat with Toyota when it comes to quality.¹



Drive green.

The new Flex Fuel V8 engine on Expedition and Expedition EL runs on gas, E85 (85% ethanol and 15% gas), or any combination of the 2.



Drive safe.

Both Expedition and Expedition EL received 5-Star ratings² in the government's frontal and side crash tests for the 2009 model year.



Drive smart.

Stay in touch and manage your music on the go with our available, exclusive Ford SYNC[®] voice-activated, customizable media system.³



¹Based on cumulative survey data of 2007 MY Ford and competitive owners at 3 months of service in 3 surveys conducted 9/06-5/07.
²Star ratings are part of the U.S. Department of Transportation's Safercar.gov program (www.safercar.gov). ³Driving while distracted can result in loss of vehicle control. Only use mobile phones and other devices, even with voice commands, when it is safe to do so.

Comparisons based on 2008 competitive models (Full-size SUV and Full-size Extended-length SUV classes), publicly available information and Ford certification data at time of release. Some features discussed may be optional. Vehicles shown may contain optional equipment. Features shown may be offered only in combination with other options or subject to additional ordering requirements or limitations. Dimensions shown may vary due to optional features and/or production variability. Following release of this PDF, certain changes in standard equipment, options and the like, or product delays may have occurred which would not be included in these pages. Your Ford Dealer is the best source for up-to-date information. Ford Division reserves the right to change product specifications at any time without incurring obligations.

New Vehicle Limited Warranty. We want your Ford Expedition or Expedition EL ownership experience to be the best it can be. So under this warranty, your new vehicle comes with 3-year/36,000-mile Bumper-to-Bumper Coverage, 5-year/60,000-mile Powertrain Warranty Coverage, 5-year/50,000-mile Safety Restraint Coverage, and 5-year/unlimited-mile Corrosion (Perforation) Coverage – all with no deductible. Please ask your Ford Dealer for a copy of this limited warranty.

Roadside Assistance. Covers your vehicle for 5 years or 60,000 miles, so you have the security of knowing that help may be only a phone call away should you run out of fuel, lock yourself out of the vehicle, or need towing. Your Ford Dealer can provide complete details on all of these advantages.

Ford Credit. Get the ride you want. Whether you plan to lease or finance, you'll find the choices that are right for you at Ford Credit. Ask your Ford Dealer for details or check us out at fordcredit.com.

Extended Service Plan. For a purchase or lease, the Ford Extended Service Plan (ESP) gives you "Peace-of-Mind" protection designed to cover key vehicle components and protect you from the cost of unexpected repairs. Ask your dealer for an ESP, the only service contract backed exclusively by Ford and honored at all Ford Lincoln Mercury dealerships.

Insurance Services. Get Ford Motor Company quality in your auto insurance. Our program offers industry-leading benefits and competitive rates. Call 1-877-367-3847, or visit us at fordvip.com for a no-obligation quote. Insurance offered by American Road Services Company (in CA, American Road Insurance Agency), a licensed agency and subsidiary of Ford Motor Company.



© 2008 Ford Motor Company

09EXPWEBPDF