



NEW FOR 2007

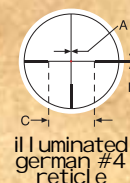
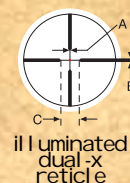


Model 800702

model	description power, objective	finish	exit pupil in millimeters	field of view feet @ 100 yds	eye relief in inches	length in inches	click value (moa) minute of angle @ 100 yds	adjustment range windage & elevation	weight ounces	reticle
800701	1.5-4.5 x 24	Matte Black	16-5.3	65.6-22.2	4	9.7	1/4	50"W / 50"E	15.6oz	III. German #4
800702	1.5-4.5 x 24	Matte Black	16-5.3	65.6-22.2	4	9.7	1/4	50"W / 50"E	15.6oz	III. Dual-X

Reticle Subtensions in Inches @ 100 Yards

	German #4 Reticle						Weaver Dual-X Reticle					
	1.5-4.5x24			2-10x50 SF			1.5-4.5x24			2-10x50 SF		
MAGNIFICATION	1.5	4.5	2	2	10	1.5	4.5	2	10	2	10	2
A	13.07	4.40	7.73	2.07	7.67	2.01	1.35	1.00	0.20	1.00	0.20	1.00
B	2.64	0.88	1.57	0.44	1.51	0.38	5.20	1.56	0.39	0.78	0.39	0.78
C	1.5	4.5	77.61	20.61	76.73	20.36	47.9	14.36	35.9	7.1	35.9	7.1



Classic® Extreme Series

New for 2007! The Extreme series is true to Weaver's long heritage in riflescope design.. built for hunters who need their scopes to perform flawlessly regardless of the time, the environment, or the conditions.



Model 800704

The Extreme's one-piece, 30mm tubes combined with Weaver's legendary fully multi-coated optics deliver the image quality you need at those times when other scopes cease to perform. Precision machining and dry nitrogen purging guarantee years of rugged service and protection from the environment. Free-wheel re-settable w/e dials, fast-focus eyepieces, side-focus parallax adjustments, illuminated center-dot reticles, and 4 inches of eye relief deliver the edge you need to make that shot-of-a-lifetime under any condition.*

**Available on all 2.5-10 models.*



Model 800706

model	description power, objective	finish	exit pupil in millimeters	field of view feet @ 100 yds	eye relief in inches	length in inches	click value (moa) minute of angle @ 100 yds	movement range windage & elevation	weight ounces	reticle
800703	2.5-10 x 50 SF	Matte Black	20-5.2	36.7-10.1	4	12.9	1/4	50"W / 50"E	11b 7oz	III. German #4
800704	2.5-10 x 50 SF	Matte Black	20-5.2	36.7-10.1	4	12.9	1/4	50"W / 50"E	11b 7oz	III. Dual-X
800705	2.5-10 x 56 SF	Matte Black	22.4-5.6	37.6-10.1	4	13.8	1/4	50"W / 50"E	11b 9oz	III. German #4
800706	2.5-10 x 56 SF	Matte Black	22.4-5.6	37.6-10.1	4	13.8	1/4	50"W / 50"E	11b 9oz	III. Dual-X

The Grand Slam®.

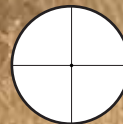
*The award winning Weaver Grand Slam
riflescopes compare to the best of the best
— except for the price!*



dual-x
reticle



varmint
reticle



(F/C) dot
reticle



Model 800475



Model 800469



Model 800471

model	description power, objective	finish	exit pupil in millimeters	field of view feet @ 100 yds	eye relief in inches	length in inches	click value (moa) minute of angle @ 100 yds	adjustment range windage & elevation	weight ounces	reticle
800471	1.5-5 x 32	Matte Black	17.4-6.2	71-21	3.25-3.25	10.25	1/4	120"W / 120"E	11.5oz	Dual-X
800473	3-10 x 40	Matte Black	12.6-4	35-11.3	3.5-3	11.875	1/4	70"W / 70"E	13oz	Dual-X
800588	3-10 x 40	Silver Matte	12.6-4	35-11.3	3.5-3	11.875	1/4	70"W / 70"E	13oz	Dual-X
800474	3.5-10 x 50	Matte Black	11.5-4.5	23.6-10.91	3.5-3.125	12.75	1/4	65"W / 65"E	1lb 0.3oz	Dual-X
800589	3.5-10 x 50	Silver Matte	11.5-4.5	23.6-10.91	3.5-3.125	12.75	1/4	65"W / 65"E	1lb 0.3oz	Dual-X

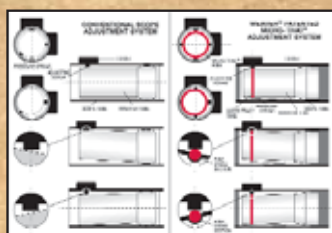
There's a New Predator on the Planet.

All Grand Slam scopes are equipped with the Micro-Trac® 4 point windage and elevation adjustment system — the best in the industry. Fully multi-coated lenses for unparalleled light transmission and edge-to-edge clarity help reduce glare and increase image brightness. Perfect for low light situations. Grand Slam scopes also feature a fast-focus eyepiece adjustment to quickly adjust the scope perfectly to your eye.



Model 800476

The Weaver SureGrip™ power rings and A/O rings help you find and adjust the scope's magnification and parallax, even with heavy hunting gloves. Finally, the Grand Slam's solid one-piece construction ensures the scope is waterproof, fogproof, and shockproof.



The Micro-Trac 4 Point System is designed with independent windage and elevation adjustment. In short, this allows you to adjust one without affecting the other. Most conventional adjustment systems use 2 adjusting screws and 1 biasing spring to adjust their erectors. Eventually, adjusting one screw too far will cause the spring to affect the adjustment of the other. In addition, most systems have the adjustment screws directly bearing down on the erector tube itself, whereas the Micro-Trac system bears down on a consistent point of contact providing unparalleled accuracy and repeatability.



Model 800473



Model 800590



Model 800474



Model 800589

model	description power, objective	finish	exit pupil in millimeters	field of view feet @ 100 yds	eye relief in inches	length in inches	click value (moa) minute of angle @ 100 yds	movement range windage & elevation	weight ounces	reticle
800475	4.5-14 x 40 A/O	Matte Black	8.8-2.6	22.5-10.5	3.5-3	14.25	1/4	50"W / 50"E	1lb 1.5oz	Dual-X
800590	4.5-14 x 40 A/O	Silver Matte	8.8-2.6	22.5-10.5	3.5-3	14.25	1/4	50"W / 50"E	1lb 1.5oz	Dual-X
800469	6-20 x 40 A/O	Matte Black	6.6-2	16.5-5.25	3-2.75	14.25	1/8	40"W / 40"E	1lb 1.75oz	Varminter
800476	6-20 x 40 A/O	Matte Black	6.6-2	16.5-5.25	3-2.75	14.25	1/8	40"W / 40"E	1lb 1.75oz	F/C Dot

T-Series®

Our Target/Varmint scopes are legendary for accuracy among competitive shooting circles, sending chills down the spines of shooters and varmints alike.



fine crosshair
reticle



(F/C) dot
reticle



Model 849981

model	description power, objective	finish	exit pupil in millimeters	field of view feet @ 100 yds	eye relief in inches	length in inches	click value (moa) minute or angle @ 100 yds	adjustment range windage & elevation	weight ounces	reticle
T-36 849970	36 x 40 A/O	Matte Black	1.16	3	3	15.375	1/8	60"W / 60"E	1lb 1oz	F/C
T-36 849981	36 x 40 A/O	Silver	1.16	3	3	15.375	1/8	60"W / 60"E	1lb 1oz	F/C
T-36 849974	36 x 40 A/O	Matte Black	1.16	3	3	15.375	1/8	60"W / 60"E	1lb 1oz	1/8 MOA Dot
T-36 849969	36 x 40 A/O	Silver	1.16	3	3	15.375	1/8	60"W / 60"E	1lb 1oz	1/8 MOA Dot
T-24 849976	24 x 40 A/O	Black Satin	1.6	4.4	3	15.325	1/8	60"W / 60"E	1lb	1/8 MOA Dot

Targets Topple. Varmints Vaporize.

The Micro-Trac® 4 Point System

Micro-Trac offers shooters an unbelievably precise adjustment system. It uses an exclusive patented dual-spring two-bearing contact design, allowing for more independent movement in windage and elevation.

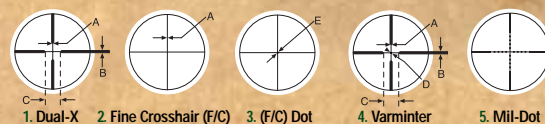


Model 849970

An adjustable objective lens allows for parallax-free shooting without moving the scope's point of impact. Our Micro-Trac® 4 Point windage and elevation adjustment system is simply the best in the industry. T-Series feature fully multi-coated lenses to reduce glare, increase image brightness and give you unparalleled clarity. Choose from a fine crosshair or dot reticle. T-Series scopes come standard with an extra pair of oversized benchrest adjustment knobs, a sunshade and screw-in metal lens caps.



Model 849995



Scope Reticle Chart

	FIXED										VARIABLE														TARGET						HANDGUN				RIMFIRE																
	K2.5	K4	K6	KT15	GS472	GS469	GS471	GS588	GS589	GS590	GS592	V3	V9	V9x50	V10	V10x50	MDX	V16	V16	V16	V24	T36	T36	T24	T24	T10	T6	H2	H4	VH4	VH8	R4	RV7																		
MAGNIFICATION	2.5x	4x	6x	15x	4.75x	6-20x	1.5-5x	3-10x	3.5-10x	4.5-14x	6-20x	1-3x	3-9x	3-9x	2-10x	2-10x	4-16x	4-16x	4-16x	4-16x	6-24x	36x	36x	24x	24x	10x	6x	4x	4x	1.5-4x	2.5-8x	4x	2.5-7x																		
RETICLE	1	1	1	1	1	4	1	1	1	1	3	1	1	1	1	1	1	1	1	1	2	3	3	3	3	3	3	3	1	1	1	1	1	1																	
A	.81	.5	.34	.14	.43	.26	.078	.135	.41	.67	.20	.57	.20	.45	.14	.18	.05	.2	.68	.68	.23	.68	.23	.1	.20	1	.20	.50	.13	.22	.06	.22	.06	.256	.064	*	.024	.024	.036	.036	.086	.14	.76	.38	1	.38	.6	.19	.50	.81	.29
B	3.1	2	1.3	.52	1.64	.57	.17	.52	1.56	2.6	.78	2.23	.78	1.73	.56	-	-	.78	2.6	2.6	.86	2.6	.86	.39	.78	39	78	2	.48	-	-	-	-	-	2.28	1.14	3.0	1.14	1.8	.57	2	3.1	1.1	1.8	1.8	.57	2	3.1	1.1		
C	28.7	18	11.9	4.78	15.12	19.67	5.9	47.9	14.36	23.9	7.18	20.5	7.18	15.95	5.13	-	-	71.8	23.9	23.9	8	23.9	8	35.9	7.1	35.9	7.1	18	4.48	-	-	-	-	-	39.1	19.54	52	19.5	31.3	9.7	18	28.7	10.2	10.2	10.2	10.2	10.2	10.2	10.2		
D	-	-	-	-	-	.65	.19	-	-	-	-	-	-	-	-	20	.06	-	-	-	-	1	25	.65	.16	*	-	125	.50	.125	.50	.375	-	-	-	-	-	-	-	-	-	-	-	-	-	-	-	-	-	-	

* See Mil-Dot reticle instruction manual

www.weaveroptics.com

Classic™ V Series

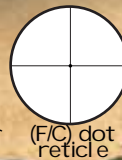
The variable power of the V-Series scopes make up for the surprises wild game can throw at you. On low power, the field of view is as wide as possible to help you locate game, while high power brings them in closer for the shot.



dual-x
reticle



fine crosshair



(F/C) dot
reticle



mil-dot
reticle



varminter
reticle



Model 849404



Model 849406

model	description power, objective	finish	exit pupil in millimeters	field of view feet @ 100 yds	eye relief in inches	length in inches	click value (moa) minute of angle @ 100 yds	adjustment range windage & elevation	weight ounces	reticle
V-24 849411	6-24 x 42 A/O	Matte Black	7-1.175	15.7-4.36	3.125-3.125	14.125	1/8	35"W / 35"E	11lb 1.6oz	Varminter
V-24 849412	6-24 x 42 A/O	Matte Black	7-1.175	15.7-4.36	3.125-3.125	14.125	1/8	35"W / 35"E	11lb 1.6oz	Mil-Dot
V-16 849408	4-16 x 42 A/O	Matte Black	10.5-2.63	24.4-6.98	3.125-3	14	1/4	50"W / 50"E	11lb.75oz	Dual-X
V-16 849409	4-16 x 42 A/O	Matte Black	10.5-2.63	24.4-6.98	3.125-3	14	1/4	50"W / 50"E	11lb.75oz	F/C
V-16 849410	4-16 x 42 A/O	Matte Black	10.5-2.63	24.4-6.98	3.125-3	14	1/4	50"W / 50"E	11lb.75oz	F/C Dot
V-10 849404	2-10 x 38	Gloss Black	19-3.8	38-9.6	3.25-3	12.5	1/4	70"W / 70"E	11oz	Dual-X
V-10 849405	2-10 x 38	Matte Black	19-3.8	38-9.6	3.25-3	12.5	1/4	70"W / 70"E	11oz	Dual-X

Variability for Nature's Unpredictability.



Model 849410

V-Series eye relief is long and forgiving, so hunters can spend those first precious seconds adjusting the scope, instead of their head position. All V-series scopes feature fully multi-coated lenses to enhance light transmission and give you edge-to-edge clarity. Their solid one-piece construction makes them waterproof, fogproof and shockproof. Each one is designed to be a reliable shooting partner for years to come.



Model 849400

model	description power, objective	finish	exit pupil in millimeters	field of view feet @100 yds	eye relief in inches	length in inches	click value (moa) minute of angle @100 yds	adjustment range windage & elevation	weight ounces	reticle
V-10 849406	2-10 x 38	Silver	19-3.8	38-9.6	3.25-3	12.5	1/4	70"W / 70"E	11oz	Dual-X
V-9 849401	3-9 x 38	Gloss Black	12.67-4.2	34-11.35	3.25-3	12.25	1/4	70"W / 70"E	11.25oz	Dual-X
V-9 849402	3-9 x 38	Matte Black	12.67-4.2	34-11.35	3.25-3	12.25	1/4	70"W / 70"E	11.25oz	Dual-X
V-7 849399	2-7 x 32	Matte Black	15-4.6	45-15	4.5-3.5	10.875	1/4	70"W / 70"E	10oz	Dual-X
V-3 849400	1-3 x 20	Matte Black	15-6.6	87-30.75	3.125-3.125	9.125	1/4	120"W / 120"E	8.5oz	Dual-X

Classic™ Handgun

Classic handgun scopes maintain accuracy, clarity and reliability under the jarring recoil of today's most powerful handguns.



Model 849427



Model 849428

model	description power, objective	finish	exit pupil in millimeters	field of view feet @ 100 yds	eye relief in inches	length in inches	click value (moa) minute of angle @ 100 yds	adjustment range windage & elevation	weight ounces	reticle
849427 Pistol	1.5 - 4 x 20	Gloss Black	13.33-5.5	15.5-6.5	14-22/11.5-16	9	1/4	60"W / 60"E	8.2oz	Dual-X
849428 Pistol	2.5 - 8 x 28	Gloss Black	11.2-3.5	12.2-3.9	16-24/12-16	9.375	1/4	70"W / 70"E	9.1oz	Dual-X
849429 Pistol	2.5-8 x 28	Matte Black	11.2-3.5	12.2-3.9	16-24/12-16	9.375	1/4	70"W / 70"E	9.1oz	Dual-X
849446 Pistol	2.5-8 x 28	Silver	11.2-3.5	12.2-3.9	16-24/12-16	9.375	1/4	70"W / 70"E	9.1oz	Dual-X
849423 Pistol	2 x 28	Gloss Black	16	21	14-29	8.375	1/4	120"W / 120"E	6.7oz	Dual-X
849424 Pistol	2 x 28	Silver	16	21	14-29	8.375	1/4	120"W / 120"E	6.7oz	Dual-X

Accuracy most Shooters can only Dream of.

Solid one-piece tubes keep lenses locked in perfect alignment, shot after shot. Fully multi-coated lenses cut glare and increase brightness for a clear, crisp image all the way to the edges of the scope.



Model 849426

Classic™ Shotgun

Classic shotgun scopes feature durable one-piece tube construction, fully multi-coated lenses and long eye relief to make this the perfect scope for your favorite shotgun.



Classic handgun and shotgun scopes are set parallax free at 50 yards.



Model 849422



dual-x
reticle



diamond
reticle

model	description power, objective	finish	exit pupil in millimeters	field of view feet @ 100 yds	eye relief in inches	length in inches	click value (moa) minute of angle @ 100 yds	adjustment range windage & elevation	weight ounces	reticle
849425 Pistol	4 x 28	Gloss Black	7	8.29	12-18	8.5	1/4	100" w / 100" e	6.4oz	Dual-X
849426 Pistol	4 x 28	Silver	7	8.29	12-18	8.5	1/4	100" w / 100" e	6.4oz	Dual-X
SHOTGUN										
849422 Shotgun	1.5 - 5 x 32	Matte Black	16-6.4	62-18.5	4.25-3.375	10.375	1/4	120" w / 120" e	10oz	Diamond

Classic™ K-Series

Our K-Series scopes are monuments to durability and affordability. These fixed scopes can take the punishment of heavy recoil conditions season after season.



Model 849413



Model 849418

model	description power, objective	finish	exit pupil in millimeters	field of view feet @ 100 yds	eye relief in inches	length in inches	click value (moa) minute of angle @ 100 yds	movement range windage & elevation	weight ounces	reticle
849413	K-2.5 2.5 x 20	Gloss Black	8	36.8	4	9.625	1/4	120"W / 120"E	7.1oz	Dual-X
849414	K-4 4 x 38	Gloss Black	9.5	23.1	3.25	11.5	1/4	120"W / 120"E	9.9oz	Dual-X
849415	K-4 4 x 38	Matte Black	9.5	23.1	3.25	11.5	1/4	120"W / 120"E	9.9oz	Dual-X
849416	K-6 6 x 38	Gloss Black	6.3	18.4	3.25	11.625	1/4	80"W / 80"E	9.8oz	Dual-X
849418	K-6 6 x 38	Matte Black	6.3	18.4	3.25	11.625	1/4	80"W / 80"E	9.8oz	Dual-X

Fixed Power for Shooters that like Simplicity.

Fully multi-coated lenses improve image brightness and reduce glare. A one-piece, aircraft-grade aluminum tube holds the lenses in perfect alignment. They're waterproof, fogproof and shockproof.



Model 849416

Classic™ Rimfire

Rimfire scopes feature rugged, sturdy one-piece aluminum construction, fully multi-coated lenses, and are waterproof, fogproof and shockproof.



dual-x
reticle



849415



Model 849431

Classic rimfire scopes are set parallax free at 50 yards.

model	description <small>power, objective</small>		finish	exit pupil <small>in millimeters</small>	field of view <small>feet @ 100 yds</small>	eye relief <small>in inches</small>	length <small>in inches</small>	click value (moa) <small>minute of angle @ 100 yds</small>	movement range <small>windage & elevation</small>	weight <small>ounces</small>	reticle
RIMFIRE											
849398	RV-9	3 - 9 x 32 A/O	Black Matte	10.6-3.5	37-13	3.7-3.3	11.25	1/4	60"W / 60"E	12oz	Dual-X
849430	RV-4	4 x 28	Black Matte	7	21.8	3.25	10.25	1/4	80"W / 80"E	8.5oz	Dual-X
849431	RV-7	2.5 - 7 x 28	Black Matte	11.2-4	41.25-15.7	3.7-3.3	11.5	1/4	80"W / 80"E	9.75oz	Dual-X
849432	RV-7	2.5 - 7 x 28	Silver	11.2-4	41.25-15.7	3.7-3.3	11.5	1/4	80"W / 80"E	9.75oz	Dual-X

Grand Slam® Binoculars

The quality of the Grand Slam riflescopes in a full size and compact binocular! Both binoculars feature phase-coated roof prisms. Fully multi-coated lenses and phase-coated prisms provide you with bright, sharp, and glare-free images. In fact, light transmission is so superior that your Grand Slam binoculars are usable in that extra half hour before dawn and after dusk. All Grand Slam models are nitrogen gas purged to make them waterproof and fogproof in the most rugged outdoor conditions. Pop-up eyecups help provide a full field of view, even for eyeglass wearers. Durable rubber armor provides protection against hard knocks as well as a sure grip. All Grand Slam binoculars come with a durable, high-quality case and strap.

849627 7 x 42mm Matte Black Rubber
 849628 10 x 42mm Matte Black Rubber
 849625 8 x 25mm Matte Black Rubber
 849626 10 x 25mm Matte Black Rubber



Model 849627



Model 849626

MODEL	DESCRIPTION OBJECT LENS DIA.-MM	FIELD OF VIEW IN FEET @ 1000YDS	WEIGHT OUNCES	OVERALL HEIGHT INCHES	EXIT PUPIL RANGE IN VARIABLE MM	EYE RELIEF IN MM	OVERALL LENGTH INCHES	WIDTH INCHES	FINISH	PRISM
849627	7 x 42	420	31	6.25	6	20	5.125	2.125	Black Rubber	Roof
849628	10 x 42	341	31	6	4.2	17	5.125	2.125	Black Rubber	Roof
849625	8 X 25	272	12.2	4.3	2.88	18.5	4.25	1.46	Black Rubber	Roof
849626	10 X 25	250	12.35	4.3	2.4	17	4.25	1.46	Black Rubber	Roof

Digital Nightview™ Monocular

The Weaver NightView is a new digital compact monocular that takes night viewing to a new level. It offers product features and performance found only in high-end Gen 3 and Gen 4 devices. Unlike competing models which utilize image intensifiers, the new Weaver NightView is built on digital imaging technology which yields a far crisper image with clear contrast and detail-rich display. The Weaver NightView design ensures the user can go unnoticed because the image is displayed through the eyepiece. NightView can be attached to any standard tripod and connected to a monitor or camcorder for surveillance purposes.

849397 NightView Digital Night Monocular, Matte Black



Model 849397

- **Targeted Illumination:** Tight illuminator dispersion on target yields a crisper, more refined image versus the wide spray illumination effect of competing models.
- **Includes Three High-Quality Light Filters:**
 - Green: Provides the greatest image contrast and detail
 - Red: Preserves your night vision
 - Neutral: Minimizes amount of light to the eye
- **Easy-to-use:** Can be easily operated with one hand.



Green Filter



Red Filter



Neutral Filter

MODEL	MAGNIFICATION	OBJECTIVE LENS	RESOLUTION PIXELS	LENGTH INCHES	WIDTH INCHES	HEIGHT INCHES	WEIGHT OUNCES	BATTERY (NOT INCLUDED)	BATTERY LIFE (CONTINUOUS)
849397	1.5X/3X	12MM F/1.4	400 X 225	7.2	2.2	2.9	9.3	6AA	3 HOURS



**Rocky Mountain
ELK FOUNDATION**

CONSERVE THE LAND • CELEBRATE THE HUNT



6001 Oak Canyon
Irvine, California 92618
1-800-285-0689

www.weaveroptics.com

Printed in USA | WC 2007