



ONE SHOT

Rifles, Shotguns,
Revolvers and
Muzzleloading Rifles

2005 Product Guide
and Retail Price List

MUZZLELOADERS

IS THAT OUR RAMROD IN YOUR FOREND?

The Rossi Muzzleloader is a .50 caliber inline rifle built to take advantage of new hunting technologies while keeping with the tradition of muzzleloading. This Rossi is designed for use with Pyrodex pellets, solid copper sabot bullets and 209 shotgun primers.

This combination gives the shooter the best of both worlds - the old style feel of a muzzleloader and the reliability, accuracy and convenience of modern powder, primer and bullet technologies. To make every shot as


good as it can get, Rossi includes at no extra

cost to you, the highest quality fiber optic sights, a collapsible brass ram rod and a solid steel breech plug wrench. Our custom made ram rod neatly tucks into the forend when not in use and is fitted with a

10/32" fitting so that you can use virtually all industry loading, clearing and

cleaning tips that are available. The solid steel breech plug wrench, designed specifically for the Rossi line of muzzleloaders, allows quick removal of the breech plug for ease in cleaning. Add these

features to the button rifled barrel and you have a proven, accurate hunter.




S50SM
.50 CALIBER MUZZLELOADING RIFLE
MATTE STAINLESS STEEL

S50BM
.50 CALIBER MUZZLELOADING RIFLE
MATTE BLUE STEEL

The Rossi Muzzleloader offers the best of black powder shooting and the most innovative new firearm technology. Pick one up and experience the future of tradition today.



The Rossi Muzzleloading Rifle features a fully removable breech plug for safety and convenience, complete with free wrench for easy removal. The breech plug holds the 209 shotgun primer used to ignite the charge.



The manual safety prevents the hammer from striking the transfer bar mechanism.



The ramrod has a standard 10/32" threaded tip to handle most attachments.

All Rossi rifle and muzzleloader barrels are drilled and tapped to hold our optional Scope Mount Base and Hammer Extension (see accessories page.)



MINILOADER™

YOUTH-SIZE IN .45 OR .50 CALIBER

Rossi offers a youth sized MiniLoader™ muzzleloading rifle available in either .45 or .50 caliber. The MiniLoader™ is a full featured version of the larger size Rossi inline muzzleloading rifles, but scaled down for the smaller shooter.

Rossi MiniLoader barrels are button rifled for extreme accuracy, featuring fiber optic sights and are drilled and tapped to accept the included Rossi scope mount base. The excellent fit and alignment of the Monte Carlo Stock is designed so that the shooter can use either the fiber optic sights or scope with virtually no adjustments. Rossi's resilient recoil pad assures a softer recoil sensation for the new shooter.



S50YBM
.50 CALIBER MINILOADER
YOUTH SIZE - BLUE STEEL

S45YSM
.45 CALIBER MINILOADER
YOUTH SIZE - MATTE STAINLESS STEEL

S45YBM
.45 CALIBER MINILOADER
YOUTH SIZE - BLUE STEEL

All Rossi long guns are shipped with our patented trigger block system to help ensure safe storage of your firearm.



FREE One-year NRA Junior Membership with the purchase of any New Rossi Youth Model.

See us at www.rossiusa.com for details.

All Rossi firearms incorporate three safety features - a transfer bar mechanism, a manual safety and a single shot, break-open design with our breech lock system that prevents the action from being closed or opened if the hammer is cocked. Add that to the safety inherent in single shot long guns and you have the perfect shooting platform for training.

MUZZLELOADER ITEM #	BARREL LENGTH	FINISH	WEIGHT	LENGTH	STOCKS	DESCRIPTION	M.S.R.P.
S50BM	23"	blue	6.3 lbs	38"	wood	MUZZLELOADER .50 CAL, ADJ. FIBER OPTIC SIGHTS	\$ 180
S50SM	23"	stainless	6.3 lbs	38"	wood	MUZZLELOADER .50 CAL, ADJ. FIBER OPTIC SIGHTS	\$ 230
MINILOADER ITEM #	BARREL LENGTH	FINISH	WEIGHT	LENGTH	STOCKS	DESCRIPTION	M.S.R.P.
S45YBM	20"	blue	5 lbs	34"	wood	MINILOADER .45 CAL, ADJ. FIBER OPTIC SIGHTS	\$ 196
S45YSM	20"	stainless	5 lbs	34"	wood	MINILOADER .45 CAL, ADJ. FIBER OPTIC SIGHTS	\$ 243
S50YBM	20"	blue	5 lbs	34"	wood	MINILOADER .50 CAL, ADJ. FIBER OPTIC SIGHTS	\$ 196
S50YSM	20"	stainless	5 lbs	34"	wood	MINILOADER .50 CAL, ADJ. FIBER OPTIC SIGHTS	\$ 243

All Rossi Muzzleloading Rifles have a receiver that can be fitted with a centerfire or rimfire cartridge barrel. Therefore, it is a firearm. All regulations governing the sale, shipment and transfer of firearms must be followed, including, but not limited to use of Form 4473 by Licensed Dealers and the use of Licensed Dealers for shipment.

Muzzleloader Plus 1

Muzzleloader Matched Pairs™

.50 CALIBER MUZZLELOADING RIFLE WITH .243 RIFLE BARREL.

S243-50M

The Rossi Muzzleloading Matched Pair has all of the features of the standard inline muzzleloader plus your choice of either a 20 gauge shotgun barrel, .243 Win. rifle barrel or our new 12 gauge rifled slug barrel. The button rifled .243 barrel comes equipped with adjustable sights and is drilled and tapped. The Rossi rifle barrel has a positive extractor which assists in the removal of the shell every time. The 20 gauge modified choke shotgun barrel has a bead front sight and the same style of positive ejection found in all of the Rossi single shot shotguns. The new 12 gauge slug barrel is fully rifled and ported to reduce felt recoil and is equipped with adjustable fiber optic sights.

Both additional barrels for the Matched Pairs come with a separate forend with its respective barrel and a custom carry case with a dual purpose strap. This strap is easily removed from the carry case and serves as the perfect sling for all Rossi rifles. The Rossi Muzzleloading Matched Pair offers the best of black powder shooting combined with the most popular rifle cartridge or shotgun gauge - in one handy package.

.50 CALIBER MUZZLELOADING RIFLE WITH 12 GAUGE RIFLED SLUG BARREL

S12-50M

NEW for 2005



The manual safety prevents the hammer from striking the transfer bar mechanism.

All Rossi rifle and muzzleloader barrels are drilled and tapped to hold our optional Scope Mount Base and Hammer Extension (see accessories page.)



Factory porting and fiber optic front sight.

MUZZLELOADER MATCHED PAIR							
ITEM #	BARREL LENGTH	FINISH	WEIGHT	LENGTH	STOCKS	DESCRIPTION	M.S.R.P.
S12-50M	23"/23"	blue	6.3 lbs/5.6 lbs	38"/38"	wood	MATCHED PAIR .50 CAL/12 GA. RIFLED SLUG NEW	\$ 275
S20-50M	23"/28"	blue	6.3 lbs/5.6 lbs	38"/43"	wood	MATCHED PAIR .50 CAL MUZZLELOADER/20 GA.	\$ 227
S243-50M	23"/23"	blue	6.3 lbs/6.3 lbs	38"/38"	wood	MATCHED PAIR .50 CAL MUZZLELOADER/.243 WIN	\$ 285

MUZZLELOADER PLUS 2

MUZZLELOADER MATCHED SETS™

Rimfire...Centerfire...Muzzleloader...Shotgun? Can't choose? Well, there is no longer a need to pick just one. Look at these Matched Set offerings! In a full size configuration we take one of our full featured muzzleloading rifles and match this up with our popular .17 HMR and .270 Win. barrels.

For 2005, we went one step further! We took the same muzzleloading rifle and fit our most popular .243 Win. and 12 gauge barrels.

All rifle and muzzleloader barrels are drilled and tapped to accept the included scope mount base. That's right - 3 barrels! With this Matched Set, you have the choice of all 3 rifle types in 1 compact package.

Not leaving, but loving the smaller shooter, we now have the new Rossi Miniloader rifle fit with two of our most popular rifle and shotgun barrels.

The .50 caliber Miniloader is fitted with our top selling .22 LR rifle barrel and 20 gauge shotgun barrel. The .45 caliber Miniloader sports our .22 LR rifle barrel and a .410 shotgun barrel. Each rifle barrel is button rifled for maximum accuracy and offers adjustable sights as standard equipment. The shotgun barrels all feature a modified choke, bead front sight and positive ejector. Every Rossi Muzzleloader Matched Set incorporates the transfer bar technology for added safety as well as manual safety on the receiver.

In addition, all Rossi rifles include our breech lock system that prevents the action from closing when the hammer is cocked.

If ever there was the perfect pack gun, then the Rossi Matched Set is it.



S1727150M FULL SIZED MATCHED SET
.50 CALIBER MUZZLELOADER WITH
.17 HMR BARREL AND .270 WIN. BARREL

S412245YM MINILOADER MATCHED SET
.45 CALIBER MINILOADER WITH
.22 LR BARREL AND .410 BARREL



FREE One-year NRA Junior Membership with the purchase of any New Rossi Youth Model.

See us at www.rossiusa.com for details.

FULL SIZE MUZZLELOADER MATCHED SET							
ITEM #	BARREL LENGTH	FINISH	WEIGHT	LENGTH	STOCKS	DESCRIPTION	M.S.R.P.
S1727150M	23"	blue	6.3	38"	wood	MATCHED SET .50 Cal./17 HMR/.270 WIN.	\$ 361
S1224350M	23"/23"/28"	blue	6.3	38"	wood	MATCHED SET .50 Cal./12 Ga/.243 WIN. NEW	\$ 322
YOUTH SIZE MINILOADER MATCHED SET							
ITEM #	BARREL LENGTH	FINISH	WEIGHT	LENGTH	STOCKS	DESCRIPTION	M.S.R.P.
S412245YM	20"/18-1/2"/22"	blue	6.25	35"	wood	MINI-MATCHED SET .45 Cal./22 LR/.410	\$ 330
S202250YM	20"/18-1/2"/22"	blue	6.25	35"	wood	MINI-MATCHED SET .50 Cal./22 LR/20 GA	\$ 330

All Rossi Muzzleloading Rifles have a receiver that can be fitted with a centerfire or rimfire cartridge barrel. **Therefore, it is a firearm.** All regulations governing the sale, shipment and transfer of firearms must be followed, including, but not limited to use of Form 4473 by Licensed Dealers and the use of Licensed Dealers for shipment.

SINGLE SHOT RIFLES

BECAUSE ONE SHOT IS ALL IT TAKES

You asked - we made it! New for 2005 we have added to our well respected line of single shot rifles the most popular centerfire hunting chamberings in a heavy barrel configuration. Calibers currently available in this new configuration are .223 Rem., .243 Win. and .22-250 Rem. Each of these rifles is equipped with a scope rail and hammer extension that accommodates all popular optics. The new heavy barrel models are button rifled and have a target crown to protect the muzzle. These varmint rifles along with their standard profile counterparts all feature hand fitted wood stocks which are equipped with Rossi's soft recoil pad and distinctive white line spacer, button rifled barrels, adjustable sights and sling swivels. The centerfire models all have an extra wide positive action extractor to ensure easy removal of the spent case when you open the breech, while the rimfire models carry a powerful ejector that kicks the spent or unfired shell clear every time. These rifles combine 3 safety systems to make certain that your shooting is as safe and enjoyable as possible.

Each Rossi single shot rifle incorporates a transfer bar mechanism which stops the hammer from striking the firing pin unless the hammer has been cocked and the trigger has been pulled completely rearward. This helps prevent accidental firing from drops or impact. All Rossi rifles incorporate our breech lock system, which prevents the action from being opened or closed

when the hammer is cocked, along with our manual hammer block safety. Over 100 years of firearms design has taught us that safety comes first and foremost.



The manual safety prevents the hammer from striking the transfer bar mechanism.



All Rossi long guns are shipped with our patented trigger block system to help ensure safe storage of your firearm.



Extra wide positive action extractor or ejector ensures easy centerfire case removal and complete rimfire ejection.

FULL SIZE SINGLE SHOT RIFLES WITH STRAIGHT STOCK							M.S.R.P.
ITEM #	BARREL LENGTH	FINISH	WEIGHT	LENGTH	STOCKS	DESCRIPTION	
R17B	23"	matte blue	6.25 lbs	38 1/2"	wood	SINGLE SHOT RIFLE .17 HMR	\$ 175
R17S	23"	matte stainless	6.25 lbs	38 1/2"	wood	SINGLE SHOT RIFLE .17 HMR	\$ 222
FULL SIZE SINGLE SHOT RIFLES WITH MONTE CARLO STOCK							M.S.R.P.
ITEM #	BARREL LENGTH	FINISH	WEIGHT	LENGTH	STOCKS	DESCRIPTION	
R223MB	23"	matte blue	6.25 lbs	38 1/2"	wood	SINGLE SHOT RIFLE .223 REM	\$ 224
R243MB	23"	matte blue	6.25 lbs	38 1/2"	wood	SINGLE SHOT RIFLE .243 WIN	\$ 224
R308MB	23"	matte blue	6.25 lbs	38 1/2"	wood	SINGLE SHOT RIFLE .308 WIN	\$ 224
R306MB	23"	matte blue	6.25 lbs	38 1/2"	wood	SINGLE SHOT RIFLE .30-06	\$ 224
R270MB	23"	matte blue	6.25 lbs	38 1/2"	wood	SINGLE SHOT RIFLE .270 WIN	\$ 224
R223HB	23"	matte blue	7 lbs	38 1/2"	wood	HEAVY BARREL SINGLE SHOT RIFLE .223 REM <i>NEW</i>	\$ 232
R243HB	23"	matte blue	7 lbs	38 1/2"	wood	HEAVY BARREL SINGLE SHOT RIFLE .243 WIN <i>NEW</i>	\$ 232
R250HB	23"	matte blue	7 lbs	38 1/2"	wood	HEAVY BARREL SINGLE SHOT RIFLE .22-250 REM <i>NEW</i>	\$ 232
R762MB	23"	matte blue	7 lbs	38 1/2"	wood	SINGLE SHOT RIFLE 7.62 X 39 <i>NEW</i>	\$ 224

MODEL R250HB - .22-250 REM
HEAVY BARREL RIFLE
WITH MONTE CARLO STOCK
NEW for 2005

MODEL R762MB - 7.62 X 39
WITH MONTE CARLO STOCK
NEW for 2005

SINGLE SHOT RIFLES

BECAUSE ONE SHOT IS ALL IT TAKES

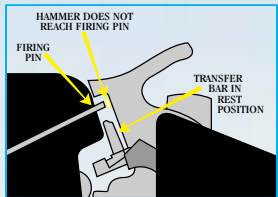


MODEL R223YMB
YOUTH MODEL .223 WITH MONTE CARLO STOCK
(SCOPE AND RINGS NOT INCLUDED)

MODEL R17YS
YOUTH MODEL .17 HMR IN MATTE STAINLESS
STEEL WITH BLACK WOOD STOCKS

MODEL R306MB
FULL SIZE MODEL .30-06 IN BLUE STEEL
WITH WOOD MONTE CARLO STOCKS

Every Rossi full size and youth size rifle is equipped with adjustable sights - the front adjusts for elevation and the rear for windage. All models are drilled and tapped to accommodate the Rossi scope mount base. These single shot rifles are perfect for training first time shooters, as well as for advanced target shooting and all types of hunting. Available in chamberings of .270 Win., .308 Win., .30-06, .223 Rem., .243 Win., .17 HMR and NEW for 2005, .22-250 Rem. and 7.62 X 39.



The transfer bar mechanism prevents the hammer from striking the firing pin unless it has been cocked and the trigger pulled rearward.

All Rossi rifle and muzzleloader barrels are drilled and tapped to hold our optional Scope Mount Base and Hammer Extension (see accessories page.)

YOUTH SIZE SINGLE SHOT RIFLES WITH STRAIGHT STOCK

ITEM #	BARREL LENGTH	FINISH	WEIGHT	LENGTH	STOCKS	DESCRIPTION	M.S.R.P.
R17YB	18 1/2"	matte blue	5.65 lbs	31 1/2"	wood	SINGLE SHOT RIFLE .17 HMR, YOUTH SIZE	\$ 164
R17YS	18 1/2"	matte stainless	5.65 lbs	31 1/2"	wood	SINGLE SHOT RIFLE .17 HMR, YOUTH SIZE	\$ 211

YOUTH SINGLE SHOT RIFLES WITH MONTE CARLO STOCK

ITEM #	BARREL LENGTH	FINISH	WEIGHT	LENGTH	STOCKS	DESCRIPTION	M.S.R.P.
R223YMB	22"	matte blue	6.25 lbs	37 1/2"	wood	SINGLE SHOT RIFLE .223 REMINGTON, YOUTH SIZE	\$ 224
R243YMB	22"	matte blue	6.25 lbs	37 1/2"	wood	SINGLE SHOT RIFLE .243 WINCHESTER, YOUTH SIZE	\$ 224
R308YMB	22"	matte blue	6.25 lbs	37 1/2"	wood	SINGLE SHOT RIFLE .308 WINCHESTER, YOUTH SIZE	\$ 224

ROSSI MATCHED PAIR

ONE SCREW, ONE MINUTE, NO TOOLS

ROSSI MATCHED PAIR

SO YOU CAN CHANGE INSTANTLY

The Original Rossi Matched Pair is already a classic firearm. Having been identified as an excellent "youth" gun and a dandy "full size" backpack take-along, this combination long gun package is unequalled. We start with one of our popular rifles, then hand fit a second barrel in one of the classic shotgun gauges to create the Original Matched Pair.

Every new Centerfire and .17 Matched Pair ships with a custom carrying case and dual purpose strap.

MODEL S411179RS
YOUTH SIZE MATCHED PAIR IN .410 AND .17 HMR

MODEL S20-250YMB
YOUTH SIZE MATCHED PAIR IN 20 GAUGE AND .22-250
NEW for 2005

MODEL S12-270RS
FULL SIZE MATCHED PAIR IN 12 GAUGE AND .270

The result is a highly reliable rifle with adjustable sights and a button rifled barrel for enhanced accuracy, that quickly swaps barrels to become your newest, favorite shotgun. This makes the Matched Pair the perfect gun for a hunting companion or for a fun day at the range.

Available combinations are listed below and on the right.

Change barrels faster than you can change your mind.

To change barrels, first make sure the firearm is unloaded. Loosen the front swivel and remove the forend and swivel. Open the action and the barrel will come out easily. Put the other barrel in, replace the forend, tighten the swivel and you are done and ready to shoot.

One screw, one minute, no tools...no kidding!



All Rossi long guns are shipped with our patented trigger block system to help ensure safe storage of your firearm.



All Rossi rifle and muzzleloader barrels are drilled and tapped to hold our optional Scope Mount Base.

All Matched Pairs come with fine Brazilian hard wood stocks and forends, which are hand-machined to precisely fit each gun.

FULL SIZE RIMFIRE RIFLE/SHOTGUN MATCHED PAIR							
ITEM #	BARREL LENGTH	FINISH	WEIGHT	LENGTH	STOCKS	DESCRIPTION	M.S.R.P.
S122280RS	28"/23"	blue	5.25 lbs/6.22 lbs	43"/38"	wood	MATCHED PAIR 12GA/.22 MAG, ADJUSTABLE SIGHTS	\$ 160
S121280RS	28"/23"	blue	5.25 lbs/6.22 lbs	43"/38"	wood	MATCHED PAIR 12GA/.22 LR, ADJUSTABLE SIGHTS	\$ 160
S121780RS	28"/23"	blue	5.25 lbs/6.22 lbs	43"/38"	wood	MATCHED PAIR 12GA/.17 HMR, ADJUSTABLE SIGHTS	\$ 200
S201780RS	28"/23"	blue	5.25 lbs/6.22 lbs	43"/38"	wood	MATCHED PAIR 20GA/.17 HMR, ADJUSTABLE SIGHTS	\$ 200

FULL SIZE CENTERFIRE RIFLE/SHOTGUN MATCHED PAIR							
ITEM #	BARREL LENGTH	FINISH	WEIGHT	LENGTH	STOCKS	DESCRIPTION	M.S.R.P.
S12-223RS	28"/23"	blue	5.25 lbs/6.22 lbs	43"/38"	wood	MATCHED PAIR 12GA/.223 Rem., ADJUSTABLE SIGHTS	\$ 272
S20-223RS	28"/23"	blue	5 lbs/5.62 lbs	43"/38"	wood	MATCHED PAIR 20GA/.223 Rem., ADJUSTABLE SIGHTS	\$ 272
S12-243RS	28"/23"	blue	5.25 lbs/6.22 lbs	43"/38"	wood	MATCHED PAIR 12GA/.243 Win., ADJUSTABLE SIGHTS	\$ 272
S20-243RS	28"/23"	blue	5 lbs/5.62 lbs	43"/38"	wood	MATCHED PAIR 20GA/.243 Win., ADJUSTABLE SIGHTS	\$ 272
S12-308RS	28"/23"	blue	5.25 lbs/6.22 lbs	43"/38"	wood	MATCHED PAIR 12GA/.308 Win., ADJUSTABLE SIGHTS	\$ 272
S20-308RS	28"/23"	blue	5 lbs/5.62 lbs	43"/38"	wood	MATCHED PAIR 20GA/.308 Win., ADJUSTABLE SIGHTS	\$ 272
S12-306RS	28"/23"	blue	5.25 lbs/6.22 lbs	43"/38"	wood	MATCHED PAIR 12GA/.30-06., ADJUSTABLE SIGHTS	\$ 272
S20-306RS	28"/23"	blue	5 lbs/5.62 lbs	43"/38"	wood	MATCHED PAIR 20GA/.30-06, ADJUSTABLE SIGHTS	\$ 272
S12-270RS	28"/23"	blue	5.25 lbs/6.22 lbs	43"/38"	wood	MATCHED PAIR 12GA/.270 Win., ADJUSTABLE SIGHTS	\$ 272
S20-270RS	28"/23"	blue	5 lbs/5.62 lbs	43"/38"	wood	MATCHED PAIR 20GA/.270 Win., ADJUSTABLE SIGHTS	\$ 272

YOUTH SIZE RIMFIRE RIFLE/SHOTGUN MATCHED PAIR							
ITEM #	BARREL LENGTH	FINISH	WEIGHT	LENGTH	STOCKS	DESCRIPTION	M.S.R.P.
S201220RS	22"/18 1/2"	blue	5 lbs/5.62 lbs	35"/31 1/2"	wood	MATCHED PAIR 20GA/.22 LR, ADJUSTABLE SIGHTS	\$ 154
S411220RS	22"/18 1/2"	blue	3.75 lbs/5.62 lbs	35"/31 1/2"	wood	MATCHED PAIR .410/.22 LR, ADJUSTABLE SIGHTS	\$ 154
S411229RS	22"/18 1/2"	stainless	3.75 lbs/5.62 lbs	35"/31 1/2"	wood	MATCHED PAIR .410/.22 LR, ADJUSTABLE SIGHTS	\$ 195
S411170RS	22"/18 1/2"	matte blue	3.75 lbs/5.62 lbs	35"/31 1/2"	wood	MATCHED PAIR .410/.17 HMR, ADJUSTABLE SIGHTS	\$ 196
S411179RS	22"/18 1/2"	matte stainless	3.75 lbs/5.62 lbs	35"/31 1/2"	wood	MATCHED PAIR .410/.17 HMR, ADJUSTABLE SIGHTS	\$ 243

YOUTH SIZE CENTERFIRE RIFLE/SHOTGUN MATCHED PAIR							
ITEM #	BARREL LENGTH	FINISH	WEIGHT	LENGTH	STOCKS	DESCRIPTION	M.S.R.P.
S20-223YMB	22"/22"	blue	5 lbs/6 lbs	37"/37"	wood	MATCHED PAIR 20GA/.223 Rem., ADJUSTABLE SIGHTS	\$ 272
S20-243YMB	22"/22"	blue	5 lbs/6.25 lbs	37"/37"	wood	MATCHED PAIR 20GA/.243 Win., ADJUSTABLE SIGHTS	\$ 272
S20-308YMB	22"/22"	blue	5 lbs/6.25 lbs	37"/37"	wood	MATCHED PAIR 20GA/.308 Win., ADJUSTABLE SIGHTS	\$ 272
S20-250YMB	22"/22"	blue	5 lbs/6.25 lbs	37"/37"	wood	MATCHED PAIR 20GA/.22-250., ADJUSTABLE SIGHTS NEW	\$ 272

SINGLE BARREL SHOTGUNS

BE A SINGLE SHOT HERO

Single Barrel Shotguns for Safety and Reliability

Rossi shotguns use the timeless single-shot break-open breech design updated with the most modern safety features. These shotguns include a spur hammer, transfer bar action and an integral linkage system that prevents the action from opening or closing when the hammer is cocked.

The safety functions are perfect for beginners, especially the smaller and lighter youth models which feature a shortened stock and barrel.

Each is a reliable, light-weight gun easily carried throughout an entire day in the field.

Wide, powerful ejectors eliminate lost time removing spent hulls or unfired shells without compromising safety. Perfect fit, combined with beautiful wood and deeply finished metal make these firearms keepsake gifts for a beginning shooter, or perhaps a great present for yourself.

Rossi shotguns are available in 12 and 20 gauge models weighing just over five pounds, and a four pound .410 bore all accepting either 2-3/4 inch or 3 inch shells - Standard or Magnum. The .410 and the 20 gauge are offered in even lighter youth models scaled down to fit young shooters.

- **All Rossi Shotguns Feature:**

- Brass Bead Front Sight
- Satin, Oil Finished Exotic Hardwoods
- Stock with Pistol Grip
- Sling Swivels Installed
- Ambidextrous Operation
- Low Profile Serrated Hammer
- All Models Accept 2-3/4 inch or 3 inch Standard or Magnum Shells
- Lightweight, solid construction for easy carry all day in the field



FULL SIZE FIELD GRADE SHOTGUNS

ITEM #	BARREL LENGTH	FINISH	WEIGHT	LENGTH	STOCKS	DESCRIPTION	M.S.R.P.
S121280S	28"	blue	5.25 lbs	43 1/4"	wood	12 GAUGE MODIFIED CHOKE	\$ 115
S201280S	28"	blue	5.25 lbs	43 1/4"	wood	20 GAUGE MODIFIED CHOKE	\$ 115
S411280S	28"	blue	4 lbs	43 1/4"	wood	.410 MODIFIED CHOKE	\$ 115

YOUTH SIZE MODEL SHOTGUNS

ITEM #	BARREL LENGTH	FINISH	WEIGHT	LENGTH	STOCKS	DESCRIPTION	M.S.R.P.
S201220S	22"	blue	5 lbs	35 1/2"	wood	20 GAUGE MODIFIED CHOKE YOUTH MODEL	\$ 115
S411220S	22"	blue	3.75 lbs	35 1/2"	wood	.410 MODIFIED CHOKE YOUTH MODEL	\$ 115

ACCESSORIES

FOR YOUR ROSSI FIREARM

Scope Mount Base and Hammer Extension



Recoil Pad
(rear and side views)



Large Carry Case (also comes in youth size)

Ramrod - shown both open and closed



Breech Plug



Breech Plug Wrench

ACCESSORIES

ITEM #	DESCRIPTION	M.S.R.P.
P701	Hammer Extension Kit	\$ 6.65
P801	Scope Mount Base Kit	\$14.86
P702	Recoil Pad with White Line Spacer	\$11.22

MUZZLELOADER ACCESSORIES

P501	Telescoping Ram Rod - Full Size Blue and Stainless Steel Models	\$22.50
P511	Telescoping Ram Rod - Youth Size Blue Steel Models	\$22.50
P512	Telescoping Ram Rod - Youth Size Stainless Steel Models	\$22.50
P502	Breech Plug Wrench	\$10.20
P503	Breech Plug (209 shotgun primer)	\$31.72

CARRY CASES

6-0006	Youth Matched Pair Carry Case	\$29.95
6-0009	Full Size Matched Pair Case	\$29.95

You can get Rossi accessories at your local dealer, or from the Rossi/BrazTech Customer Service Department at 305-474-0401.

ROSSI TRIGGER BLOCK

The Rossi trigger block is designed to precisely fit your Rossi long gun as an aid to safe storage. There is no substitute for safe gun handling. Firearm safety is everyone's responsibility.



All Rossi long guns are shipped with our patented trigger block system to help ensure safe storage of your firearm.

For information about a FREE trigger lock for your Rossi, or replacing a cable lock previously received from BrazTech, phone us at 305-474-0401 or visit us on the internet at www.rossiusa.com.

ROSSI REVOLVERS FEATURE THE ON BOARD TAURUS SECURITY SYSTEM®

The Taurus Security System renders the revolver inoperable by use of a special key. For those with concerns about unauthorized use of their Rossi revolver, the integral Taurus Security System provides an additional measure of assurance. All Rossi revolvers come equipped with the Taurus integral security system. Even with the Taurus Security System, there is no substitute for training and proper firearms safety practices.



Engagement (Secure)

Insert the key into the mechanism and turn clockwise until a click is felt or heard. The mechanism now partially protrudes above the surface of frame or hammer. The action is locked in place and cannot function.

Disengagement (Ready-to-Fire)

To place the revolver in a firing condition, insert the key into the mechanism and turn it counter-clockwise. The mechanism is now virtually flush with the surface. The revolver can now be fired.

ROSSI REVOLVERS

LIMITED PRODUCTION • UNLIMITED QUALITY

Rossi offers revolvers in both long and short barrel lengths.

These handguns are of the same quality and reliability that have been part of the Rossi name for the last century. Rossi revolvers are available in either a rich, dark blue carbon steel, or highly polished stainless steel.

The Rossi 4 and 6 inch revolvers all feature adjustable rear sights and red inserts on the elevated front sight for easier aim. Each revolver incorporates the patented Taurus Security System in conjunction with Rossi's Lifetime Repair Policy - a better revolver at a better price is hard to find.

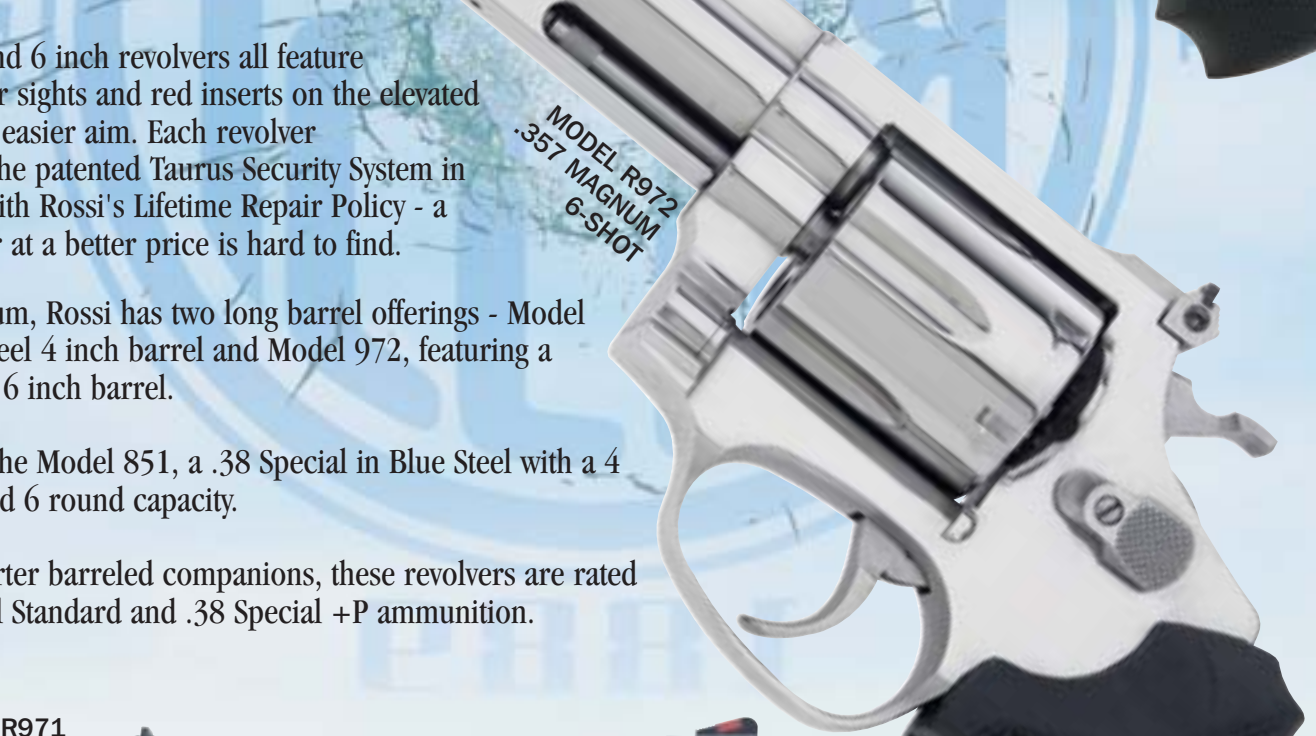
In .357 Magnum, Rossi has two long barrel offerings - Model 971, a Blue Steel 4 inch barrel and Model 972, featuring a Stainless Steel 6 inch barrel.

There is also the Model 851, a .38 Special in Blue Steel with a 4 inch barrel and 6 round capacity.

Like their shorter barreled companions, these revolvers are rated for .38 Special Standard and .38 Special +P ammunition.

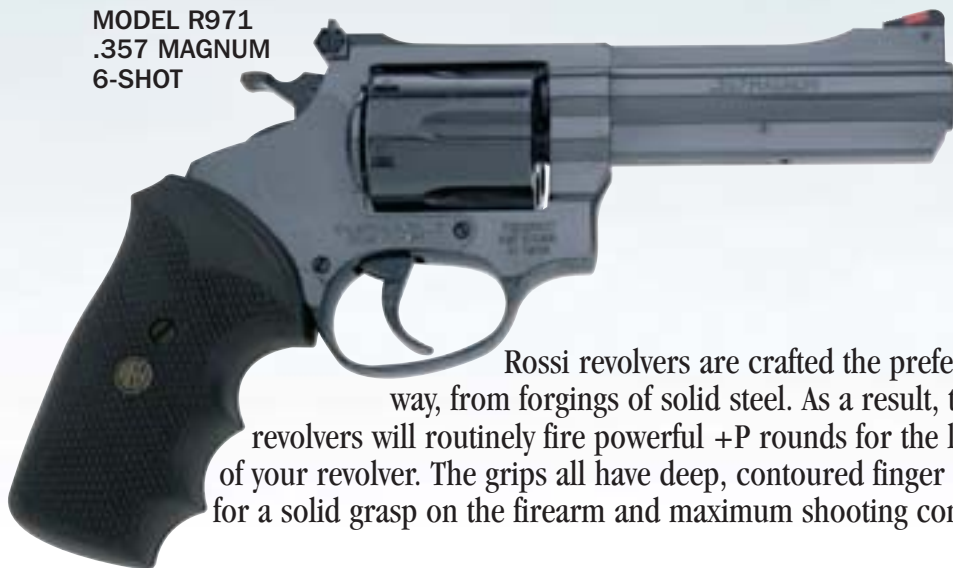


MODEL R851
.38 SPECIAL+P
6-SHOT



MODEL R972
.357 MAGNUM
6-SHOT

MODEL R971
.357 MAGNUM
6-SHOT



Rossi revolvers are crafted the preferred way, from forgings of solid steel. As a result, these revolvers will routinely fire powerful +P rounds for the lifetime of your revolver. The grips all have deep, contoured finger grooves for a solid grasp on the firearm and maximum shooting comfort.

ROSSI REVOLVERS

LIMITED PRODUCTION • UNLIMITED QUALITY



Rossi offers two small frame, 5 shot revolvers chambered in .38 Special; the Model 351 in Blue Steel and the Model 352 in Stainless Steel. Two inch barrels make them favorites for concealed carry and home defense, especially when loaded to their full potential.

Rossi's 6 round revolvers in the well-respected .357 caliber are the Model 461 Blue Steel and the Model 462 Stainless Steel. Two inch barrels make them the right size for personal protection. While they're built extra tough to handle all .357 Magnum cartridges, they will fire the popular .38 Special Standard and .38 Special +P rounds as well.

Rossi small frame revolvers feature molded soft rubber grips with generous finger grooves for a sure grip and a serrated ramp front sight for easy aim.



Patented Taurus Security System

.38 SPECIAL +P							
ITEM #	BARREL LENGTH	FINISH	WEIGHT	LENGTH	GRIPS	DESCRIPTION	M.S.R.P.
R35102	2"	blue	24 oz.	6 1/2"	rubber	.38 SPECIAL 5 SHOT	\$ 298
R35202	2"	stainless steel	24 oz.	6 1/2"	rubber	.38 SPECIAL 5 SHOT	\$ 345
R85104	4"	blue	32 oz.	8-1/2"	rubber	.38 SPECIAL 6 SHOT	\$ 298
.357 MAGNUM							
ITEM #	BARREL LENGTH	FINISH	WEIGHT	LENGTH	GRIPS	DESCRIPTION	M.S.R.P.
R46102	2"	blue	26 oz.	6 1/2"	rubber	.357 MAGNUM 6 SHOT	\$ 298
R46202	2"	stainless steel	26 oz.	6 1/2"	rubber	.357 MAGNUM 6 SHOT	\$ 345
R97104	4"	blue	32 oz.	8-1/2"	rubber	.357 MAGNUM 6 SHOT	\$ 345
R97206	6"	stainless steel	35 oz.	10-1/2"	rubber	.357 MAGNUM 6 SHOT	\$ 391

PASS IT ALONG

THE ROSSI YOUTH LINE

MODEL S202250YM
YOUTH SIZE MATCHED SET IN .50 CAL,
20 GAUGE AND .22 L.R.

MODEL S20-250YMB
YOUTH SIZE MATCHED PAIR IN 20 GAUGE AND .22-250
NEW for 2005

MODEL R223YMB
YOUTH SIZED RIFLE IN .223 REM.

Rossi offers the only full family of youth-sized single shot long guns for your favorite young hunter or shooter. Our industry leading Matched Sets, Matched Pairs, Miniloaders, Rifles and Shotguns are also available in a variety of calibers and gauges. These firearms incorporate a transfer bar mechanism and a manual safety on a single shot, break-open design. The breech cannot be closed or opened if the hammer is cocked. Add that to the safety inherent in single shot long guns and you have the perfect shooting platform for training. Our patented trigger block is included at no extra charge for safer storage. All of these are designed with the new shooter in mind from the smaller stocks to the shorter barrels without compromising on features. All Rossi rifle barrels are button rifled for extreme accuracy. Many models include a carrying case and sling. Pick one of these youth-sized models today for that young person in your life and pass the tradition along.



NRA™

FREE One-year NRA Junior Membership with the purchase of any New Rossi Youth Model. Visit us at www.rossiusa.com for details and reply form.

Children should only shoot or handle firearms when an adult is present. Children should never handle or shoot firearms unsupervised.

EXTEND THE HUNT WITH THE ROSSI RIFLED SLUG GUN

MODEL S121230S
12 GAUGE RIFLED SLUG GUN

Many states offer an extended season specifically for slug gun hunters. Now you can join that hunt in quality and style with the latest addition to the Rossi single shot long gun line...the fully rifled 12 and 20 gauge slug guns.

These large bore rifles are button rifled for extreme accuracy and equipped with factory porting to help control the felt recoil of the slug round. This porting has virtually no effect on muzzle velocity and is placed to prevent any adverse effect on the front sight.

The button rifled barrel is equipped with the highest quality fiber optic sights from the factory and a raised rail for installation of the included scope mount base. The slug gun also incorporates all the same safety features inherent on Rossi long guns and comes with a free Patented Rossi trigger block and lock for safe storage.

Pick up a Rossi Slug gun and stay in the hunt.

NEW for 2005

SLUG GUN/MUZZLELOADER MATCHED PAIR.
12 GAUGE RIFLED SLUG BARREL AND
.50 CALIBER INLINE MUZZLELOADER.

All Rossi rifle and muzzleloader barrels are drilled and tapped to hold our Scope Mount Base and Hammer Extension (see accessories page.)



Factory porting and fiber optic front sight.

RIFLED BARREL SLUG GUN ITEM #	BARREL LENGTH	FINISH	WEIGHT	LENGTH	STOCKS	DESCRIPTION	M.S.R.P.
S121230S	23"	blue	6.25 lbs	38"	wood	12 GAUGE RIFLED SLUG GUN	\$ 190
S201230S	23"	blue	6.25 lbs	38"	wood	20 GAUGE RIFLED SLUG GUN	\$ 190
S12-50M	23"/23"	blue	6.3 lbs/5.6 lbs	38"/38"	wood	MATCHED PAIR .50 CAL/12 GA. RIFLED SLUG <i>NEW</i>	\$ 275



ONE SHOT

Rossi Imported to North America exclusively by:
BrazTech International, L.C.

16175 N.W. 49th Ave. • Miami, FL 33014 • 305-474-0401

© Copyright 2005 BrazTech International, L.C.

Rossi and Amadeo Rossi are registered marks of Amadeo Rossi, S.A.

www.rossiusa.com

Remember:
Firearms Safety is Everyone's Responsibility.

The prices represented are Manufacturer's Suggested Retail Prices. BrazTech reserves the right to change prices at any time. Photographs, descriptions and other information are purely indicative. Products may vary from those depicted. Amadeo Rossi and BrazTech reserve the right to modify, change or discontinue products at any time.